

Insight Report

The Future of Jobs Report 2018

Centre for the New Economy and Society



Insight Report

The Future of Jobs Report 2018

Centre for the New Economy and Society

TERMS OF USE AND DISCLAIMER

The Future of Jobs Report 2018 (herein: "report") presents information and data that were compiled and/or collected by the World Economic Forum (all information and data referred herein as "Data"). Data in this report is subject to change without notice.

The terms *country* and *nation* as used in this report do not in all cases refer to a territorial entity that is a state as understood by international law and practice. The term covers well-defined, geographically self-contained economic areas that may not be states but for which statistical data are maintained on a separate and independent basis.

Although the World Economic Forum takes every reasonable step to ensure that the Data thus compiled and/or collected is accurately reflected in this report, the World Economic Forum, its agents, officers, and employees: (i) provide the Data "as is, as available" and without warranty of any kind, either express or implied, including, without limitation, warranties of merchantability, fitness for a particular purpose and non-infringement; (ii) make no representations, express or implied, as to the accuracy of the Data contained in this report or its suitability for any particular purpose; (iii) accept no liability for any use of the said Data or reliance placed on it, in particular, for any interpretation, decisions, or actions based on the Data in this report.

Other parties may have ownership interests in some of the Data contained in this report. The World Economic Forum in no way represents or warrants that it owns or controls all rights in all Data, and the World Economic Forum will not be liable to users for any claims brought against users by third parties in connection with their use of any Data.

The World Economic Forum, its agents, officers, and employees do not endorse or in any respect warrant any third-party products or services by virtue of any Data, material, or content referred to or included in this report.

Users shall not infringe upon the integrity of the Data and in particular shall refrain from any act of alteration of the Data that intentionally affects its nature or accuracy. If the Data is materially transformed by the user, this must be stated explicitly along with the required source citation.

For Data compiled by parties other than the World Economic Forum, users must refer to these parties' terms of use, in particular concerning the attribution, distribution, and reproduction of the Data.

When Data for which the World Economic Forum is the source (herein "World Economic Forum") is distributed or reproduced, it must appear accurately and be attributed to the World Economic Forum. This source attribution requirement is attached to any use of Data, whether obtained directly from the World Economic Forum or from a user.

Users who make World Economic Forum Data available to other users through any type of distribution or download environment agree to make reasonable efforts to communicate and promote compliance by their end users with these terms.

Users who intend to sell World Economic Forum Data as part of a database or as a standalone product must first obtain the permission from the World Economic Forum Centre for the New Economy and Society (CNES@weforum.org).

World Economic Forum
91-93 route de la Capite
CH-1223 Cologny/Geneva
Switzerland
Tel.: +41 (0)22 869 1212
Fax: +41 (0)22 786 2744
E-mail: contact@weforum.org
www.weforum.org

©2018 World Economic Forum
All rights reserved.

No part of this publication may be reproduced or transmitted in any form or by any means, including photocopying and recording, or by any information storage and retrieval system.

ISBN 978-1-944835-18-7

Contents

v	Preface
vii	Key Findings

1	PART 1: PREPARING THE FUTURE WORKFORCE
3	Introduction
6	Strategic Drivers of New Business Models
7	Workforce Trends and Strategies for the Fourth Industrial Revolution
15	The Future of Jobs across Industries
17	The Future of Jobs across Regions
19	A Look to the Recent Past (<i>in Collaboration with LinkedIn</i>)
22	Conclusions
25	References and Further Reading
27	Appendix A: Report Methodology
31	Appendix B: Industry and Regional Classifications

33	PART 2: INDUSTRY AND COUNTRY/REGION PROFILES
35	User's Guide: How to Read the Industry and Country/Region Profiles
41	Industry Profiles
67	Country/Region Profiles

127	Contributors
129	System Initiative Partners
131	Survey Partners
133	Acknowledgements

Preface

KLAUS SCHWAB

Founder and Executive Chairman, World Economic Forum

The emerging contours of the new world of work in the Fourth Industrial Revolution are rapidly becoming a lived reality for millions of workers and companies around the world. The inherent opportunities for economic prosperity, societal progress and individual flourishing in this new world of work are enormous, yet depend crucially on the ability of all concerned stakeholders to instigate reform in education and training systems, labour market policies, business approaches to developing skills, employment arrangements and existing social contracts. Catalysing positive outcomes and a future of good work for all will require bold leadership and an entrepreneurial spirit from businesses and governments, as well as an agile mindset of lifelong learning from employees.

The fundamental pace of change has only accelerated further since the World Economic Forum published its initial report on this new labour market—*The Future of Jobs: Employment, Skills and Workforce Strategy for the Fourth Industrial Revolution*—in January 2016. With an increased need for tangible evidence and reliable information from the frontlines of this change, this new edition of the *Future of Jobs Report* once again taps into the collective knowledge of those who are best placed to observe the dynamics of workforces—executives, especially Chief Human Resources Officers, of some of the world’s largest employers—by asking them to reflect on the latest employment, skills and human capital investment trends across industries and geographies.

A particular focus of this new edition of the report is on arriving at a better understanding of the potential of new technologies, including automation and algorithms, to create new high-quality jobs and vastly improve the job quality and productivity of the existing work of human employees. As has been the case throughout economic history, such *augmentation* of existing jobs through technology is expected to create wholly new tasks—from app development to piloting drones to remotely monitoring patient health to certified care workers—opening up opportunities for an entirely new range of livelihoods for workers. At the same time, however, it is also clear that the Fourth Industrial Revolution’s wave of technological advancement is set to reduce the number of workers required for certain work tasks. Our analysis finds that

increased demand for new roles will offset the decreasing demand for others. However, these net gains are not a foregone conclusion. They entail difficult transitions for millions of workers and the need for proactive investment in developing a new surge of agile learners and skilled talent globally.

To prevent an undesirable lose-lose scenario—technological change accompanied by talent shortages, mass unemployment and growing inequality—it is critical that businesses take an active role in supporting their existing workforces through reskilling and upskilling, that individuals take a proactive approach to their own lifelong learning and that governments create an enabling environment, rapidly and creatively, to assist in these efforts. Our analysis indicates that, to date, many employers’ retraining and upskilling efforts remain focused on a narrow set of current highly-skilled, highly-valued employees. However, in order to truly rise to the challenge of formulating a winning workforce strategy for the Fourth Industrial Revolution, businesses will need to recognize human capital investment as an asset rather than a liability. This is particularly imperative because there is a virtuous cycle between new technologies and upskilling. New technology adoption drives business growth, new job creation and augmentation of existing jobs, provided it can fully leverage the talents of a motivated and agile workforce who are equipped with futureproof skills to take advantage of new opportunities through continuous retraining and upskilling. Conversely, skills gaps—both among workers and among an organization’s senior leadership—may significantly hamper new technology adoption and therefore business growth.

At the World Economic Forum’s Centre for the New Economy and Society, we provide a platform for leaders to understand current socio-economic transformations and shape a future in which people are at the heart of economic growth and social progress. A significant portion of our activities aim to support leaders in managing the future of work. This biannual report provides a five-year outlook based on the latest thinking inside companies and is designed to inform other businesses, governments and workers in their decision-making. Additionally the Centre is working across multiple industries to design sector-level

roadmaps to respond to the new opportunities and challenges of managing workforce transitions. The Centre is also supporting developed and emerging economies in setting up large-scale public private collaborations to close skills gaps and prepare for the future of work. Finally, the Centre acts as a test bed for early-stage work at the frontier of managing the future of work, ranging from the development of new principles for the gig economy to the adoption of common skills taxonomies across business and education.

We would like to express our appreciation to Vesselina Ratcheva, Data Lead, Centre for the New Economy and Society; Till Alexander Leopold, Project Lead, Centre for the New Economy and Society; and Saadia Zahidi, Head, Centre for the New Economy and Society for their leadership of this report. Additional thanks to Genesis Elhussein, Specialist, and Piyamit Bing Chomprasob, Project Lead, for their work on the report's survey collection phase, and the support of other members of the Centre for the New Economy and Society team for its integration into a comprehensive platform for managing workforce change. We greatly appreciate, too, the innovative data collaboration with LinkedIn and the support of the report's regional survey partners, which enhanced its geographical coverage. Finally, we continue to count on the proactive leadership of the Stewards and Partners of the System Initiative on Shaping the Future of Education, Gender and Work under the umbrella of the Forum's Centre for the New Economy and Society.

Workforce transformations are no longer an aspect of the distant future. As shown in the five-year outlook of this report, these transformations are a feature of today's workplaces and people's current livelihoods and are set to continue in the near term. We hope this report is a call to action to governments, businesses, educators and individuals alike to take advantage of a rapidly closing window to create a new future of good work for all.

Key Findings

As technological breakthroughs rapidly shift the frontier between the work tasks performed by humans and those performed by machines and algorithms, global labour markets are undergoing major transformations. These transformations, if managed wisely, could lead to a new age of good work, good jobs and improved quality of life for all, but if managed poorly, pose the risk of widening skills gaps, greater inequality and broader polarization.

As the Fourth Industrial Revolution unfolds, companies are seeking to harness new and emerging technologies to reach higher levels of efficiency of production and consumption, expand into new markets, and compete on new products for a global consumer base composed increasingly of digital natives. Yet in order to harness the transformative potential of the Fourth Industrial Revolution, business leaders across all industries and regions will increasingly be called upon to formulate a comprehensive workforce strategy ready to meet the challenges of this new era of accelerating change and innovation.

This report finds that as workforce transformations accelerate, the window of opportunity for proactive management of this change is closing fast and business, government and workers must proactively plan and implement a new vision for the global labour market. The report's key findings include:

- *Drivers of change:* Four specific technological advances—ubiquitous high-speed mobile internet; artificial intelligence; widespread adoption of big data analytics; and cloud technology—are set to dominate the 2018–2022 period as drivers positively affecting business growth. They are flanked by a range of socio-economic trends driving business opportunities in tandem with the spread of new technologies, such as national economic growth trajectories; expansion of education and the middle classes, in particular in developing economies; and the move towards a greener global economy through advances in new energy technologies.
- *Accelerated technology adoption:* By 2022, according to the stated investment intentions of companies surveyed for this report, 85% of respondents are likely or very likely to have expanded their adoption
- of user and entity big data analytics. Similarly, large proportions of companies are likely or very likely to have expanded their adoption of technologies such as the internet of things and app- and web-enabled markets, and to make extensive use of cloud computing. Machine learning and augmented and virtual reality are poised to likewise receive considerable business investment.
- *Trends in robotization:* While estimated use cases for humanoid robots appear to remain somewhat more limited over the 2018–2022 period under consideration in this report, collectively, a broader range of recent robotics technologies at or near commercialization—including stationary robots, non-humanoid land robots and fully automated aerial drones, in addition to machine learning algorithms and artificial intelligence—are attracting significant business interest in adoption. Robot adoption rates diverge significantly across sectors, with 37% to 23% of companies planning this investment, depending on industry. Companies across all sectors are most likely to adopt the use of stationary robots, in contrast to humanoid, aerial or underwater robots, however leaders in the Oil & Gas industry report the same level of demand for stationary and aerial and underwater robots, while employers in the Financial Services industry are most likely to signal the planned adoption of humanoid robots in the period up to 2022.
- *Changing geography of production, distribution and value chains:* By 2022, 59% of employers surveyed for this report expect that they will have significantly modified how they produce and distribute by changing the composition of their value chain and nearly half expect to have modified their geographical base of operations. When determining job location decisions, companies overwhelmingly prioritize the availability of skilled local talent as their foremost consideration, with 74% of respondents providing this factor as their key consideration. In contrast, 64% of companies cite labour costs as their main concern. A range of additional relevant factors—such as the flexibility of local labour laws, industry agglomeration effects or proximity of raw materials—were considered of lower importance.

- *Changing employment types:* Nearly 50% of companies expect that automation will lead to some reduction in their full-time workforce by 2022, based on the job profiles of their employee base today. However, 38% of businesses surveyed expect to extend their workforce to new productivity-enhancing roles, and more than a quarter expect automation to lead to the creation of new roles in their enterprise. In addition, businesses are set to expand their use of contractors doing task-specialized work, with many respondents highlighting their intention to engage workers in a more flexible manner, utilizing remote staffing beyond physical offices and decentralization of operations.
- *A new human-machine frontier within existing tasks:* Companies expect a significant shift on the frontier between humans and machines when it comes to existing work tasks between 2018 and 2022. In 2018, an average of 71% of total task hours across the 12 industries covered in the report are performed by humans, compared to 29% by machines. By 2022 this average is expected to have shifted to 58% task hours performed by humans and 42% by machines. In 2018, in terms of total working hours, no work task was yet estimated to be predominantly performed by a machine or an algorithm. By 2022, this picture is projected to have somewhat changed, with machines and algorithms on average increasing their contribution to specific tasks by 57%. For example, by 2022, 62% of organization's information and data processing and information search and transmission tasks will be performed by machines compared to 46% today. Even those work tasks that have thus far remained overwhelmingly human—communicating and interacting (23%); coordinating, developing, managing and advising (20%); as well as reasoning and decision-making (18%)—will begin to be automated (30%, 29%, and 27% respectively). Relative to their starting point today, the expansion of machines' share of work task performance is particularly marked in the reasoning and decision-making, administering, and looking for and receiving job-related information tasks.
- *A net positive outlook for jobs:* However this finding is tempered by optimistic estimates around emerging tasks and growing jobs which are expected to offset declining jobs. Across all industries, by 2022, growth in emerging professions is set to increase their share of employment from 16% to 27% (11% growth) of the total employee base of company respondents, whereas the employment share of declining roles is set to decrease from currently 31% to 21% (10% decline). About half of today's core jobs—making up the bulk of employment across industries—will remain stable in the period up to 2022. Within the set of companies surveyed, representing over 15

million workers in total, current estimates would suggest a decline of 0.98 million jobs and a gain of 1.74 million jobs. Extrapolating these trends across those employed by large firms in the global (non-agricultural) workforce, we generate a range of estimates for job churn in the period up to 2022. One set of estimates indicates that 75 million jobs may be displaced by a shift in the division of labour between humans and machines, while 133 million new roles may emerge that are more adapted to the new division of labour between humans, machines and algorithms. While these estimates and the assumptions behind them should be treated with caution, not least because they represent a subset of employment globally, they are useful in highlighting the types of adaptation strategies that must be put in place to facilitate the transition of the workforce to the new world of work. They represent two parallel and interconnected fronts of change in workforce transformations: 1) large-scale decline in some roles as tasks within these roles become automated or redundant, and 2) large-scale growth in new products and services—and associated new tasks and jobs—generated by the adoption of new technologies and other socio-economic developments such as the rise of middle classes in emerging economies and demographic shifts.

- *Emerging in-demand roles:* Among the range of established roles that are set to experience increasing demand in the period up to 2022 are Data Analysts and Scientists, Software and Applications Developers, and Ecommerce and Social Media Specialists, roles that are significantly based on and enhanced by the use of technology. Also expected to grow are roles that leverage distinctively 'human' skills, such as Customer Service Workers, Sales and Marketing Professionals, Training and Development, People and Culture, and Organizational Development Specialists as well as Innovation Managers. Moreover, our analysis finds extensive evidence of accelerating demand for a variety of wholly new specialist roles related to understanding and leveraging the latest emerging technologies: AI and Machine Learning Specialists, Big Data Specialists, Process Automation Experts, Information Security Analysts, User Experience and Human-Machine Interaction Designers, Robotics Engineers, and Blockchain Specialists.
- *Growing skills instability:* Given the wave of new technologies and trends disrupting business models and the changing division of labour between workers and machines transforming current job profiles, the vast majority of employers surveyed for this report expect that, by 2022, the skills required to perform most jobs will have shifted significantly. Global average *skills stability*—the proportion of core skills required to

perform a job that will remain the same—is expected to be about 58%, meaning an average shift of 42% in required workforce skills over the 2018–2022 period.

- *A reskilling imperative:* By 2022, no less than 54% of all employees will require significant re- and upskilling. Of these, about 35% are expected to require additional training of up to six months, 9% will require reskilling lasting six to 12 months, while 10% will require additional skills training of more than a year. Skills continuing to grow in prominence by 2022 include analytical thinking and innovation as well as active learning and learning strategies. Sharply increasing importance of skills such as technology design and programming highlights the growing demand for various forms of technology competency identified by employers surveyed for this report. Proficiency in new technologies is only one part of the 2022 skills equation, however, as ‘human’ skills such as creativity, originality and initiative, critical thinking, persuasion and negotiation will likewise retain or increase their value, as will attention to detail, resilience, flexibility and complex problem-solving. Emotional intelligence, leadership and social influence as well as service orientation also see an outsized increase in demand relative to their current prominence.
- *Current strategies for addressing skills gaps:* Companies highlight three future strategies to manage the skills gaps widened by the adoption of new technologies. They expect to hire wholly new permanent staff already possessing skills relevant to new technologies; seek to automate the work tasks concerned completely; and retrain existing employees. The likelihood of hiring new permanent staff with relevant skills is nearly twice the likelihood of strategic redundancies of staff lagging behind in new skills adoption. However, nearly a quarter of companies are undecided or unlikely to pursue the retraining of existing employees, and two-thirds expect workers to adapt and pick up skills in the course of their changing jobs. Between one-half and two-thirds are likely to turn to external contractors, temporary staff and freelancers to address their skills gaps.
- *Insufficient reskilling and upskilling:* Employers indicate that they are set to prioritize and focus their re- and upskilling efforts on employees currently performing high-value roles as a way of strengthening their enterprise’s strategic capacity, with 54% and 53% of companies, respectively, stating they intend to target employees in key roles and in frontline roles which will be using relevant new technologies. In addition, 41% of employers are set to focus their reskilling provision on high-performing employees while a much smaller proportion of 33% stated that they would prioritize at-risk employees in roles expected to be most

affected by technological disruption. In other words, those most in need of reskilling and upskilling are least likely to receive such training.

There are complex feedback loops between new technology, jobs and skills. New technologies can drive business growth, job creation and demand for specialist skills but they can also displace entire roles when certain tasks become obsolete or automated. Skills gaps—both among workers and among the leadership of organizations—can speed up the trends towards automation in some cases but can also pose barriers to the adoption of new technologies and therefore impede business growth.

The findings of this report suggest the need for a comprehensive ‘augmentation strategy’, an approach where businesses look to utilize the automation of some job tasks to complement and enhance their human workforces’ comparative strengths and ultimately to enable and empower employees to extend to their full potential. Rather than narrowly focusing on automation-based labour cost savings, an augmentation strategy takes into account the broader horizon of value-creating activities that can be accomplished by human workers, often in complement to technology, when they are freed of the need to perform routinized, repetitive tasks and better able to use their distinctively human talents.

However, to unlock this positive vision, workers will need to have the appropriate skills enabling them to thrive in the workplace of the future and the ability to continue to retrain throughout their lives. Crafting a sound in-company lifelong learning system, investing in human capital and collaborating with other stakeholders on workforce strategy should thus be key business imperatives, critical to companies’ medium to long-term growth, as well as an important contribution to society and social stability. A mindset of agile learning will also be needed on the part of workers as they shift from the routines and limits of today’s jobs to new, previously unimagined futures. Finally, policy-makers, regulators and educators will need to play a fundamental role in helping those who are displaced repurpose their skills or retrain to acquire new skills and to invest heavily in the development of new agile learners in future workforces by tackling improvements to education and training systems, as well as updating labour policy to match the realities of the Fourth Industrial Revolution.

Part 1

Preparing the Future Workforce

The Future of Jobs Report 2018

Introduction

A significant volume of research on the theme of the future of work has emerged since the World Economic Forum published its initial report on the subject—*The Future of Jobs: Employment, Skills and Workforce Strategy for the Fourth Industrial Revolution*¹—at the Forum’s Annual Meeting in January 2016. What the future of work might hold is a concern that resonates broadly and that has fuelled extensive discussion among policy-makers, business leaders and individual workers.² Over the past few years, academics, think tanks, strategy consultants and policy-makers have debated what the future of work might look like, how it can be productively shaped for the benefit of economies and societies, and the implications of changes to work for individuals, for their livelihoods, and for the youngest generations studying to enter the future workforce.³

Common to these recent debates is an awareness that, as technological breakthroughs rapidly shift the frontier between the work tasks performed by humans and those performed by machines and algorithms, global labour markets are likely to undergo major transformations. These transformations, if managed wisely, could lead to a new age of good work, good jobs and improved quality of life for all, but if managed poorly, pose the risk of widening skills gaps, greater inequality and broader polarization. In many ways, the time to shape the future of work is *now*.

To support responses to the critical questions confronting businesses, governments and workers over the coming years, and to reassess its 2016 findings, the World Economic Forum has conducted a second iteration of the Future of Jobs Survey. While much valuable analysis has been authored over the past two years by a broad range of analysts and researchers, the debate has often focused on

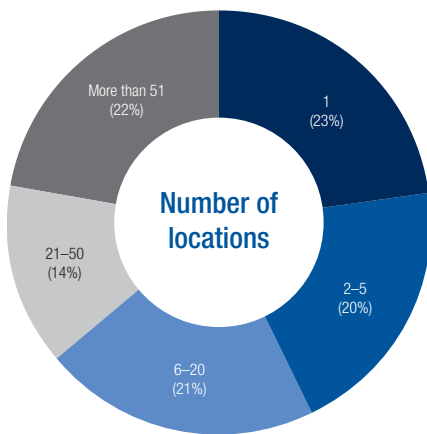
the far-term horizon, looking to the future of work in 2030, 2040 or 2050. Those approaches can be complemented by an operational time horizon—with the potential to hold up a mirror to current practises, to provide an opportunity for leaders to re-assess their current direction and its likely outcomes, and to consider potential adjustments. As forecasts of the extent of structural change across global labour markets depend on taking into consideration the time horizon, this report—and future editions—aim to provide a (rolling) five-year outlook. This edition covers the 2018–2022 period.

A particular focus of this new edition of the report is to arrive at a better understanding of the potential of new technologies to create as well as disrupt jobs and to improve the quality and productivity of the existing work of human employees. Our findings indicate that, by 2022, *augmentation* of existing jobs through technology may free up workers from the majority of data processing and information search tasks—and may also increasingly support them in high-value tasks such as reasoning and decision-making as augmentation becomes increasingly common over the coming years as a way to supplement and complement human labour. The changes heralded by the use of new technologies hold the potential to expand labour productivity across industries, and to shift the axis of competition between companies from a focus on automation-based labour cost reduction to an ability to leverage technologies as tools to complement and enhance human labour.

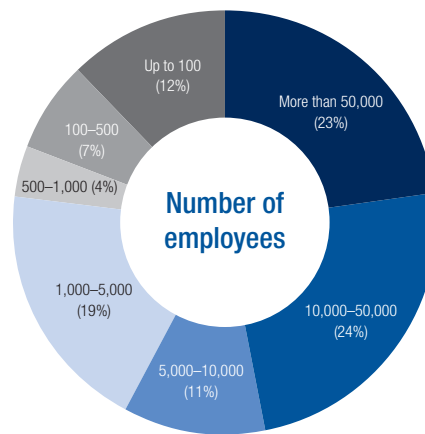
The data in this report represents the current understanding of human resources leaders—primarily of large employers with operations in multiple geographic locations—of the factors informing their planning, hiring, training and investment decisions at present and through to the report’s 2022 time horizon. The findings described

Figure 1: Sample overview by number of locations and number of employees, 2018

1a: Number of locations



1b: Number of employees



Source: Future of Jobs Survey 2018, World Economic Forum.

throughout the report are not foregone conclusions but trends emerging from the collective actions and investment decisions taken or envisaged by companies today. The usefulness of this focused perspective lies precisely in its operational concreteness, shedding light on the understanding and intentions of companies that are often setting the pace of global labour market change within their sectors and geographies as well as shaping demand for talent across global value chains and fast-growing online talent platforms.

Since the publication of the 2016 edition of the report, business leaders' view of the human resources function has begun to shift decisively—continuing a broader rethinking that has been going on for some time. Talent management and workforce analytics are increasingly integral elements of companies' future-readiness plans. Yet relatively few organizations have so far formulated comprehensive workforce strategies for the Fourth Industrial Revolution. Therefore, this report also aims to serve as a call to action. Rapid adaptation to the new labour market is possible, provided there is concerted effort by all stakeholders. By evaluating the issues at hand from the perspective of some of the world's largest employers, we hope to improve current knowledge around anticipated skills requirements, recruitment patterns and training needs. Furthermore, it is our hope that this knowledge can incentivize and enhance partnerships between governments, educators, training providers, workers and employers in order to better manage the transformative workforce impact of the Fourth Industrial Revolution.

Survey and research design

The Future of Jobs Report 2018, and the corresponding survey and research framework, represent an evolution of the approach taken in the report's 2016 edition. The original research framework was developed in collaboration with leading experts from the World Economic Forum's Global Future Councils, including representatives from academia, international organizations, professional service firms and the heads of human resources of major organizations. The 2018 edition reflects lessons learned from the design and execution of the original survey. The employer survey at the heart of this report was conducted in the first half of 2018 through the World Economic Forum's global membership community—covering a comprehensive range of industries and geographies (for details, see **Appendix B: Industry and Regional Classifications**)—and in close collaboration with a number of leading research institutes and industry associations worldwide.

The survey focused on gathering the views of business executives—principally Chief Human Resources Officers (CHROs) facing the workforce changes afoot in today's enterprises. The questions asked can be briefly outlined in three parts: (1) questions aimed at mapping the transformations currently underway; (2) questions focused on documenting shifting work tasks and therefore skills requirements in the job roles performed by individuals in the workplace of 2022; and (3) questions aimed at understanding the priorities and objectives companies have set themselves in terms of workforce training and reskilling and upskilling (**Appendix A: Report Methodology** provides a detailed overview of the report's survey design and research methodology).

The resulting data set represents the operational understanding of strategic human resources professionals, specifically those of large employers operating in multiple locations (Figures 1a and 1b). While only a minority of the world's global workforce of more than three billion people is directly employed by large multinational employers, these companies often act as anchors for local firm ecosystems. Therefore, in addition to their own significant share of employment, workforce-planning decisions by these firms have the potential to transform local labour markets through indirect employment effects and spillovers, and by setting the pace for adoption of new technologies and changing skills and occupational requirements.

In total, the report's data set contains 313 unique responses by global companies from a wide range of industry sectors, collectively representing more than 15 million employees (Table 1). In addition, the report's regional analysis is based on a diversified sample with a focus on balanced representation of company-level responses for 20 developed and emerging economies—Argentina, Australia, Brazil, China, France, Germany, India, Indonesia, Japan, Mexico, Philippines, Russian Federation, Singapore, South Africa, Korea, Rep., Switzerland, Thailand, United Kingdom, United States and Vietnam—collectively representing about 70% of global GDP. Two sections in the latter part of the report are dedicated to industry- and country-level analysis: **The Future of Jobs across Industries** and **The Future of Jobs across Regions**. **Appendix B: Industry and Regional Classifications** provides an overview of categorizations used.

Structure of the report

This report consists of two parts. Part 1 explores the future of jobs, work tasks, skills and workforce strategies over the 2018 to 2022 period, as reflected in the operational understanding of CHROs and others at the frontlines of workforce transformation in some of the world's largest employers. It touches first on expected trends, technological disruptions and strategic drivers of change transforming business models. It then explores a range of priority issues with regard to the development of comprehensive workforce strategies for the Fourth Industrial Revolution, including employee reskilling and workforce augmentation. Next, it examines specific implications for a range of different industries and geographies. Part 1 concludes with a set of recommendations for upgrading and reviewing existing talent and workforce strategies. Part 2 of the report presents detailed industry-by-industry and country-by-country trends and provides a range of industry-specific and country-specific practical information to decision-makers and experts through dedicated Industry Profiles and Country Profiles. In addition, the reader may refer to the report's methodological appendix for further information on our survey design, sample selection criteria and research methodology.

Table 1: Employees represented by companies surveyed

Industry group	Number of employees
Automotive, Aerospace, Supply Chain & Transport	2,204,190
Aerospace	
Automotive	
Supply Chain & Transport	
Aviation, Travel & Tourism	431,870
Aviation, Travel & Tourism	
Chemistry, Advanced Materials & Biotechnology	645,780
Chemistry, Advanced Materials & Biotechnology	
Consumer	4,300,900
Agriculture, Food & Beverage	
Retail, Consumer Goods & Lifestyle	
Energy Utilities & Technologies	1,048,070
Energy Technologies	
Energy Utilities	
Financial Services & Investors	1,129,210
Banking & Capital Markets	
Insurance & Asset Management	
Private Investors	
Global Health & Healthcare	830,600
Global Health & Healthcare	
Information & Communication Technologies	819,730
Electronics	
Information Technology	
Telecommunications	
Infrastructure	623,840
Infrastructure & Urbanization	
Mining & Metals	997,830
Mining & Metals	
Oil & Gas	765,210
Oil & Gas	
Oil Field Services and Equipment	
Professional Services	1,329,050
Professional Services	
Industries Overall	15,126,280

Source: Future of Jobs Survey 2018, World Economic Forum.

Table 2: Trends set to impact business growth positively/negatively up to 2022, top ten

Trends set to positively impact business growth up to 2022	Trends set to negatively impact business growth up to 2022
Increasing adoption of new technology	Increasing protectionism
Increasing availability of big data	Increase of cyber threats
Advances in mobile internet	Shifts in government policy
Advances in artificial intelligence	Effects of climate change
Advances in cloud technology	Increasingly ageing societies
Shifts in national economic growth	Shifts in legislation on talent migration
Expansion of affluence in developing economies	Shifts in national economic growth
Expansion of education	Shifts of mindset among the new generation
Advances in new energy supplies and technologies	Shifts in global macroeconomic growth
Expansion of the middle classes	Advances in artificial intelligence

Source: Future of Jobs Survey 2018, World Economic Forum.

Strategic Drivers of New Business Models

As the Fourth Industrial Revolution unfolds, companies are seeking to harness new and emerging technologies to reach higher levels of efficiency of production and consumption, expand into new markets, and compete on new products for a global consumer base composed increasingly of digital natives. More and more, employers are therefore also seeking workers with new skills from further afield to retain a competitive edge for their enterprises and expand their workforce productivity. Some workers are experiencing rapidly expanding opportunities in a variety of new and emerging job roles, while others are experiencing a rapidly declining outlook in a range of job roles traditionally considered ‘safe bets’ and gateways to a lifetime career.

Even as technological advancements pose challenges to existing business models and practices, over the coming years, these same dynamics of technological change are set to become the primary drivers of opportunities for new growth. For example, based on one recent estimate, even a somewhat moderately paced rollout of new automation technologies over the next 10 to 20 years would lead to an investment surge of up to US\$8 trillion in the United States alone.⁴

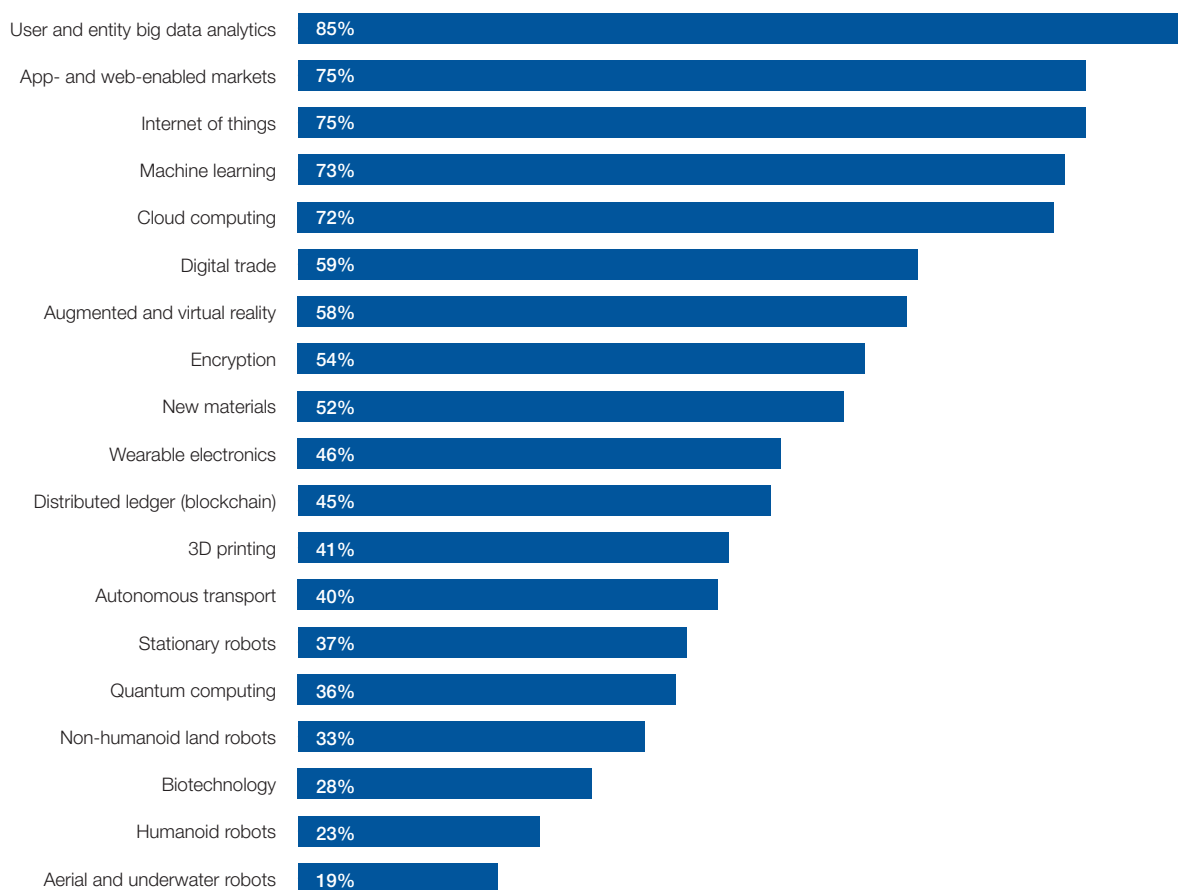
According to the global employers surveyed for this report, four specific technological advances—ubiquitous high-speed mobile internet; artificial intelligence; widespread adoption of big data analytics; and cloud technology—are set to dominate the 2018–2022 period as drivers positively affecting business growth (Table 2). They are flanked by a range of socio-economic trends driving business opportunities in tandem with the spread of new technologies, such as national economic growth trajectories; expansion of education and the middle classes, in particular in developing economies; and the move towards a greener global economy through advances in new energy technologies. By contrast, technological and social trends expected to negatively impact business

growth include increasing protectionism; cyber threats; shifts in government policies; the effects of climate change; and increasingly ageing societies.

By 2022, according to the stated investment intentions of companies surveyed for this report, 85% of respondents are likely or very likely to have expanded their adoption of user and entity big data analytics (Figure 2). Similarly, large proportions of companies are likely or very likely to have expanded their adoption of technologies such as the internet of things and app- and web-enabled markets, and to make extensive use of cloud computing. Machine learning and augmented and virtual reality are poised to likewise receive considerable business investment. While estimated use cases for humanoid robots, a fixture of the current media discourse on the future of jobs, appear to remain somewhat more limited over the 2018–2022 period under consideration in this report,⁵ collectively, a broader range of recent robotics technologies at or near commercialization—including stationary robots, non-humanoid land robots and fully automated aerial drones, in addition to machine learning algorithms and artificial intelligence—are attracting significant business interest in adoption.⁶

There are complex feedback loops between new technology, jobs and skills. New technologies can drive business growth, job creation and demand for specialist skills but they can also displace entire roles when certain tasks become obsolete or automated. Skills gaps—both among workers and among the leadership of organizations—can speed up the trends towards automation in some cases but can also pose barriers to the adoption of new technologies and therefore impede business growth.

Opportunities for new and emerging technologies to drive inclusive economic and business growth over the 2018–2022 period are manifold, yet concrete and viable mechanisms for preparing the global labour market—thereby enabling employers to better leverage these opportunities across industries and regions—remain

Figure 2: Technologies by proportion of companies likely to adopt them by 2022 (projected)

Source: Future of Jobs Survey 2018, World Economic Forum.

elusive. A mindset of agile learning on the part of both company leaders and workers will be needed, starting with an ability to reimagine the routines and limits of today's jobs as part of a comprehensive workforce strategy for the Fourth Industrial Revolution.

Workforce Trends and Strategies for the Fourth Industrial Revolution

In order to harness the transformative potential of the Fourth Industrial Revolution, business leaders across all industries and regions will increasingly be called upon to formulate a comprehensive workforce strategy ready to meet the challenges of this new era of accelerating change and innovation. Policy-makers, educators, labour unions and individual workers likewise have much to gain from deeper understanding of the new labour market and proactive preparation for the changes underway. Key factors to consider include mapping the scale of occupational change underway and documenting emerging and declining job types; highlighting opportunities to use new technologies to augment human work and upgrade job quality; tracking the evolution of

job-relevant skills; and, finally, documenting the business case for investment in retraining, upskilling and workforce transformation. The following three sub-sections of the report aim to provide informative data and evidence to support such an endeavour.

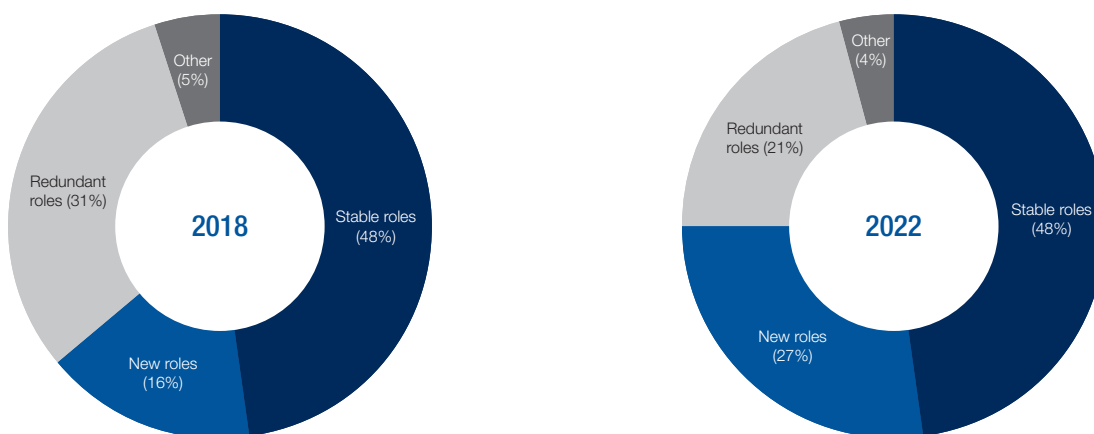
The 2022 jobs landscape

As discussed in the report's Introduction, recent projections of the extent of structural change in the global labour market depend significantly on the time horizon taken into consideration.⁷ In addition to the rate of technological advancement itself, a range of other considerations—such as ease of commercialization, public adoption of new technologies⁸ and existing labour laws— influence the rate at which these developments accelerate workforce transformation.

In the estimates of employers surveyed for this report, global labour markets are set to undergo significant transformation over the coming five years.

A cluster of emerging roles will gain significantly in importance over the coming years, while another cluster of job profiles are set to become increasingly redundant (Figure 3). Across all industries, by 2022, the cluster

Figure 3: Share of stable, new and redundant roles, 2018 vs. 2022 (projected)



Source: Future of Jobs Survey 2018, World Economic Forum.

of emerging professions is set to increase its share of employment from 16% to 27% of the total employee base of our company respondents, whereas the employment share of declining roles is set to decrease from currently 31% to 21% (Figure 3). In purely quantitative terms, therefore, the expectation emerging from the estimates of employers surveyed for this report is that, by 2022, structural decline of certain types of jobs (10% decline) will be fully counter-balanced by job creation and the emergence of new professions (11% growth). About half of today’s core jobs—making up the bulk of employment across industries—will remain somewhat stable in the period up to 2022.

Applied to our sample, representing over 15 million workers in total, the above numbers would suggest a decline of 0.98 million jobs and a gain of 1.74 million jobs. Extrapolating from these trends for the global (non-agricultural) workforce employed by large firms, we generate a range of estimates for job churn in the period up to 2022. One of these indicates that 75 million jobs may be displaced by the above trends, while 133 million additional new roles may emerge concurrently.⁹

It should be noted, however, that these projections primarily represent the share of roles within the remit of large multinational employers. A complementary perspective might emerge from analysis that focuses on small- and medium-sized enterprises, or more fully takes into account employment sectors such as health, care and education. In particular such segments of economic activity hold the promise for further job creation opportunities.

As they stand today responses to the Future of Jobs Survey indicate the potential for a positive outlook for the future of jobs. Yet that outlook is underscored by the need to manage a series of workforce shifts, set to accompany the adoption of new technologies. By 2022, 59% of employers surveyed for this report expect that they will have significantly modified the composition of their value chain, and nearly half expect to have modified

their geographical base of operations. In addition, 50% of companies expect that automation will lead to some reduction in their full-time workforce, based on the job profiles of their employee base today.

Also by 2022, 38% of businesses surveyed expect to extend their workforce to new productivity-enhancing roles, and more than a quarter expect automation to lead to the creation of new roles in their enterprise. In addition, businesses are set to expand their use of contractors doing task-specialized work, with many respondents highlighting their intention to engage workers in a more flexible manner, utilizing remote staffing beyond physical offices and decentralization of operations. Respondents expect increased job creation in such project-based, temporary and freelancing roles, pointing to structural labour market transformations in terms of contractual arrangements and employment relations as well as occupational profiles. In summary, while overall job losses are predicted to be offset by job gains, there will be a significant shift in the quality, location, format and permanency of new roles.

Among the range of roles that are set to experience increasing demand in the period up to 2022 are established roles such as Data Analysts and Scientists, Software and Applications Developers, and Ecommerce and Social Media Specialists that are significantly based on and enhanced by the use of technology. Also expected to grow are roles that leverage distinctively ‘human’ skills such as Customer Service Workers, Sales and Marketing Professionals, Training and Development, People and Culture, and Organizational Development Specialists as well as Innovation Managers. Moreover, our analysis finds extensive evidence of accelerating demand for a variety of wholly new specialist roles related to understanding and leveraging the latest emerging technologies: AI and Machine Learning Specialists, Big Data Specialists, Process Automation Experts, Information Security Analysts, User Experience and Human-Machine Interaction

Table 3: Examples of stable, new and redundant roles, all industries

Stable Roles	New Roles	Redundant Roles
Managing Directors and Chief Executives	Data Analysts and Scientists*	Data Entry Clerks
General and Operations Managers*	AI and Machine Learning Specialists	Accounting, Bookkeeping and Payroll Clerks
Software and Applications Developers and Analysts*	General and Operations Managers*	Administrative and Executive Secretaries
Data Analysts and Scientists*	Big Data Specialists	Assembly and Factory Workers
Sales and Marketing Professionals*	Digital Transformation Specialists	Client Information and Customer Service Workers*
Sales Representatives, Wholesale and Manufacturing, Technical and Scientific Products	Sales and Marketing Professionals*	Business Services and Administration Managers
Human Resources Specialists	New Technology Specialists	Accountants and Auditors
Financial and Investment Advisers	Organizational Development Specialists*	Material-Recording and Stock-Keeping Clerks
Database and Network Professionals	Software and Applications Developers and Analysts*	General and Operations Managers*
Supply Chain and Logistics Specialists	Information Technology Services	Postal Service Clerks
Risk Management Specialists	Process Automation Specialists	Financial Analysts
Information Security Analysts*	Innovation Professionals	Cashiers and Ticket Clerks
Management and Organization Analysts	Information Security Analysts*	Mechanics and Machinery Repairers
Electrotechnology Engineers	Ecommerce and Social Media Specialists	Telemarketers
Organizational Development Specialists*	User Experience and Human-Machine Interaction Designers	Electronics and Telecommunications Installers and Repairers
Chemical Processing Plant Operators	Training and Development Specialists	Bank Tellers and Related Clerks
University and Higher Education Teachers	Robotics Specialists and Engineers	Car, Van and Motorcycle Drivers
Compliance Officers	People and Culture Specialists	Sales and Purchasing Agents and Brokers
Energy and Petroleum Engineers	Client Information and Customer Service Workers*	Door-To-Door Sales Workers, News and Street Vendors, and Related Workers
Robotics Specialists and Engineers	Service and Solutions Designers	Statistical, Finance and Insurance Clerks
Petroleum and Natural Gas Refining Plant Operators	Digital Marketing and Strategy Specialists	Lawyers

Source: Future of Jobs Survey 2018, World Economic Forum.

Note: Roles marked with * appear across multiple columns. This reflects the fact that they might be seeing stable or declining demand across one industry but be in demand in another.

Designers, Robotics Engineers and Blockchain Specialists (Table 3).


Across the industries surveyed, jobs expected to become increasingly redundant over the 2018–2022 period are routine-based, middle-skilled white-collar roles—such as Data Entry Clerks, Accounting and Payroll Clerks, Secretaries, Auditors, Bank Tellers and Cashiers (Table 3)—that are susceptible to advances in new technologies and process automation. These shifts reflect unfolding and accelerating trends that have evolved over a number of recent years—continuing developments that have impacted roles in retail banking (ATMs), consumer sales (self-checkout kiosks) and other sectors.¹⁰ Given that the skills requirements of emerging roles frequently look very different from those of roles experiencing redundancy, proactive, strategic and targeted efforts will be needed to map and incentivize workforce redeployment.

Industries are set to take diverse routes in the adoption of new technologies, and the distinctive nature of the work performed within each sector will result in disruption to jobs and skills that will demand industry-specific adaptation. For example, given comparatively high levels of education in the financial services industry, displaced roles may be somewhat more easily offset by redeploying workers in alternative, higher value-added functions. In contrast, the two largest job roles in the consumer industry, Cashiers and Sales Associates—accounting for no less than 45%

of total industry employment—have a comparatively small share of workers with advanced education.¹¹ Cross-industry analysis of the roles experiencing falling and rising demand suggests the possibility of leveraging those industry-specific differences for the benefit of displaced workers, by expanding the search for new opportunities across the industry landscape.

While the labour market shifts described in this section are not foregone conclusions, they are reasonable forecasts emerging from the actions and investment decisions taken by companies in response to global trends today. As new technology adoption builds momentum, companies feel competitive pressures similar to the way they felt compelled to create global supply chains in the 1990s and 2000s.¹² These trends affecting business leaders' decision environments are prompting a wide range of company responses that collectively shape the future nature of jobs (Figure 4).

While individual companies may not have the option to disconnect their corporate strategy from the fundamental trajectory of these wider trends, such as the unfolding Fourth Industrial Revolution, they do, however, have the possibility of formulating a proactive response. Two investment decisions, in particular, will be crucial to shaping the future of jobs: the question of whether to prioritize **automation or augmentation** and the question of **whether or not to invest in workforce reskilling**.

Figure 4: Projected (2022) effects on the workforce of current growth strategy, by proportion of companies

Source: Future of Jobs Survey 2018, World Economic Forum.

These two crucial dimensions are examined further in the following two sub-sections.

From automation to augmentation

Some forecasts project that advances in automation will result in the wholesale replacement of the human workforce. Encompassing the near- or medium-term timeframes, our analysis suggests another perspective: that work currently performed by humans is being augmented by machine and algorithmic labour. Responses from employers surveyed for this report can be interpreted as evidence for the increasing viability of what a number of experts have called an ‘augmentation strategy’. Namely, it has been suggested that businesses can look to utilize the automation of some job tasks to complement and enhance the human workforces’ comparative strengths and ultimately to enable and empower employees to extend to their full potential and competitive advantage.¹³ Rather than narrowly focusing on automation-based labour cost savings, an augmentation strategy takes into account the broader horizon of value creating activities that can be accomplished by human workers, often in complement to technology, when they are freed of the need to perform routinized, repetitive tasks and better able to use their distinctively human talents.¹⁴

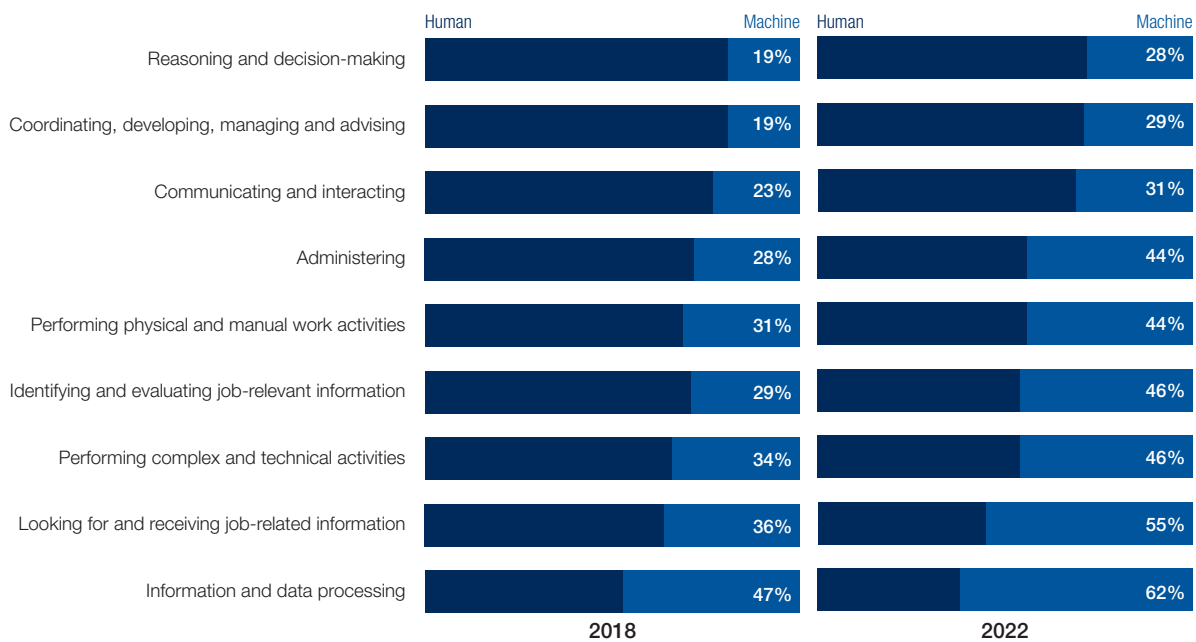
Importantly, most automation occurs at the level of specific work tasks, not at the level of whole jobs.¹⁵ For example, according to one recent study, whereas nearly two-thirds of today’s job roles entail at least 30% of tasks that could be automated based on currently available technology, only about one-quarter of today’s job roles can be said to have more than 70% of tasks that are automatable.¹⁶ A similar recent analysis finds that workforce automation is likely to play out in three waves

between today and the mid-2030s, increasing the share of fully automatable manual tasks in the most affected current job roles from less than 5% today to nearly 40% by the mid-2030s, and the share of automatable tasks involving social skills from less than 5% today to about 15% in the same time horizon.¹⁷ The most relevant question to businesses, governments and individuals is not to what extent automation will affect current employment numbers, but how and under what conditions the global labour market can be supported in reaching a new equilibrium in the division of labour between human workers, robots and algorithms. Workforce planning and investment decisions taken today will play a crucial role in shaping this process.

Waves of automation have reshaped the global economy throughout history. Since the first and second industrial revolutions, organizations have bundled specific work tasks into discrete job roles, giving rise to distinct occupational profiles and optimizing the process of economic value creation based on the most efficient division of labour between humans and machines technologically available at the time.¹⁸ As technological change and progress have increased workforce productivity by ‘re-bundling’ work tasks into new kinds of jobs, so they have seen the decline of obsolete job profiles and the dynamic rise of wholly new ones, historically leaving the balance of net job and economic value creation firmly on the positive side.¹⁹

While the Fourth Industrial Revolution’s wave of technological advancement will reduce the number of workers required to perform certain work tasks, responses by the employers surveyed for this report indicate that it will create increased demand for the performance of others, leading to new job creation. Moreover, while the

Figure 5: Ratio of human-machine working hours, 2018 vs. 2022 (projected)



Source: Future of Jobs Survey 2018, World Economic Forum.

current popular discourse is often fixated on technology that substitutes for humans, technology will also create new tasks—from app development to piloting drones to remotely monitoring patient health²⁰—opening up opportunities for work never previously done by human workers,²¹ highlighting that different types of new technology may bring about very different outcomes for workers.²²

The rise of workplace automation in its many forms has the potential to vastly improve productivity and augment the work of human employees. Automation technology can help remove the burden of repetitive administrative work and enable employees to focus on solving more complex issues while reducing the risk of error, allowing them to focus on value-added tasks.²³ Examples of now well-established and almost unremarkable automation-based augmentation technology that hardly existed 25 years ago range from computer-aided design and modelling software used by architects, engineers and designers, to robotic medical tools used by doctors and surgeons, through to search engine technology that allows researchers to find more relevant information. In theory, these technologies take away tasks from workers, but in practice their overall effect is to vastly amplify and augment their abilities.²⁴

The estimates of companies surveyed for this report provide a nuanced view of how human-machine collaboration might evolve in the time horizon up to 2022 (Figure 5). In today's enterprise, machines and algorithms most often complement human skills in information and data processing. They also support the performance of

complex and technical tasks, as well as supplementing more physical and manual work activities. However, some work tasks have thus far remained overwhelmingly human: Communicating and interacting; Coordinating, developing, managing and advising; as well as Reasoning and decision-making. Notably, in terms of total working hours, in the aggregate no work task was yet estimated to be predominantly performed by a machine or an algorithm.

By 2022, this picture is projected to change somewhat. Employers surveyed for this report expect a deepening across the board of these existing trends, with machines and algorithms on average increasing their contribution to specific tasks by 57%. Relative to their starting point today, the expansion of machines' share of work task performance is particularly marked in Reasoning and decision-making; Administering; and Looking for and receiving job-related information. The majority of an organization's information and data processing and information search and transmission tasks will be performed by automation technology (Figure 5).

Based on one recent estimate, the next wave of labour-augmenting automation technology could lead to an average labour productivity increase across sectors of about 30% compared to 2015, with some significant variation by industry.²⁵ For employers, optimally integrating humans and automation technology will require an analytical ability to deconstruct the work performed in their organizations today into discrete elements—that is, seeing the work tasks of today's job roles as independent and fungible components—and then reconfiguring these components to reveal human-machine collaboration

Table 4: Comparing skills demand, 2018 vs. 2022, top ten

Today, 2018	Trending, 2022	Declining, 2022
Analytical thinking and innovation	Analytical thinking and innovation	Manual dexterity, endurance and precision
Complex problem-solving	Active learning and learning strategies	Memory, verbal, auditory and spatial abilities
Critical thinking and analysis	Creativity, originality and initiative	Management of financial, material resources
Active learning and learning strategies	Technology design and programming	Technology installation and maintenance
Creativity, originality and initiative	Critical thinking and analysis	Reading, writing, math and active listening
Attention to detail, trustworthiness	Complex problem-solving	Management of personnel
Emotional intelligence	Leadership and social influence	Quality control and safety awareness
Reasoning, problem-solving and ideation	Emotional intelligence	Coordination and time management
Leadership and social influence	Reasoning, problem-solving and ideation	Visual, auditory and speech abilities
Coordination and time management	Systems analysis and evaluation	Technology use, monitoring and control

Source: Future of Jobs Survey 2018, World Economic Forum.

opportunities that are more efficient, effective and impactful.²⁶ Among other things, success in this domain will require a strategic repositioning of the corporate human resource function and expanded organizational capabilities in data analysis and workforce analytics.²⁷

For workers, improved productivity may allow them to re-focus their work on high-value activities that play to the distinctive strengths of being human. However, to unlock this positive vision, workers will need to have the appropriate skills that will enable them to thrive in the workplace of the future. And as discussed in detail in the next section, even for those who currently have these skills, the pace at which tasks are being augmented and skills are changing continues to accelerate.

The reskilling imperative

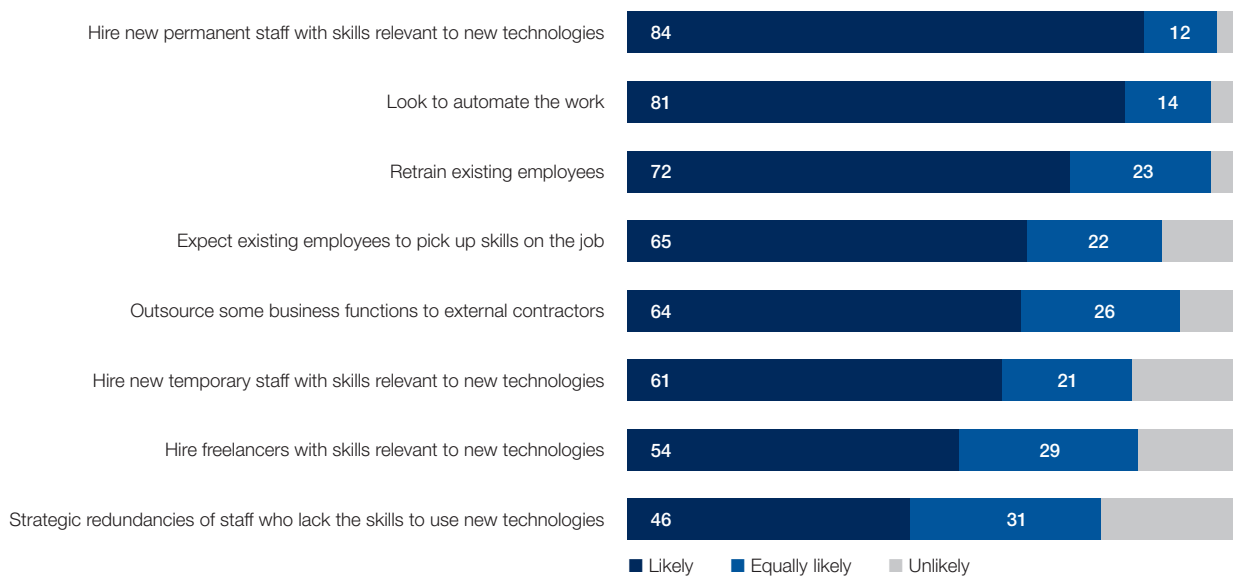
Current shifts underway in the workforce will displace some workers while at the same time create new opportunities for others. However, maximizing the gains and minimizing the losses requires attention not just from policy-makers, but also coherent responses from companies to find win-win solutions for workers and for their bottom line. Leading research documents the potentially divergent impact of the introduction of automation technology, demonstrating how both job design (how tasks are organized into jobs) and employee's possession (or lack thereof) of skills complementing newly introduced technologies contribute to eventual outcomes for companies and workers.²⁸ Workers with in-demand skills ready for augmentation may see their wages and job quality increase considerably. Conversely, even if automation only affects a subset of the tasks within their job role, workers lacking appropriate skills to adapt to new technologies and move on to higher value tasks may see their wages and job quality suppressed by technology steadily eroding the value of their job, as it encroaches on the tasks required to perform it.²⁹ Therefore, central to the success of any workforce augmentation strategy is the buy-in of a motivated and agile workforce, equipped with futureproof skills to take advantage of new opportunities through continuous retraining and upskilling.³⁰ Given the wave of new technologies and trends disrupting business

models and the changing division of labour between workers and machines transforming current job profiles, the vast majority of employers surveyed for this report expect that, by 2022, the skills required to perform most jobs will have shifted significantly. While these skill shifts are likely to play out differently across different industries and regions,³¹ globally, our respondents expect average *skills stability*—the proportion of core skills required to perform a job that will remain the same—to be about 58%, meaning an average shift of 42% in required workforce skills over the 2018–2022 period.³²

Key skills demand trends identified by our analysis include, on the one hand, a continued fall in demand for manual skills and physical abilities and, on the other hand, a decrease in demand for skills related to the management of financial and other resources as well as basic technology installation and maintenance skills (Table 4). Skills continuing to grow in prominence by 2022 include Analytical thinking and innovation as well as Active learning and learning strategies. The sharply increased importance of skills such as Technology design and programming highlights the growing demand for various forms of technology competency identified by employers surveyed for this report. Proficiency in new technologies is only one part of the 2022 skills equation, however, as 'human' skills such as creativity, originality and initiative, critical thinking, persuasion, and negotiation will likewise retain or increase their value, as will attention to detail, resilience, flexibility and complex problem-solving. Emotional intelligence, leadership and social influence as well as service orientation also see an outsized increase in demand relative to their current prominence.

Companies will need to pursue a range of organizational strategies in order to stay competitive in the face of rapidly changing workforce skills requirements. To do this, the skills of executive leadership and the human resources function will also need to evolve to successfully lead the transformation. With regard to likely approaches towards workers facing shifting skills demand, companies surveyed for this report specifically highlight three future strategies: hiring wholly new permanent staff already

Figure 6: Projected (2022) strategies to address shifting skills needs, by proportion of companies (%)



Source: Future of Jobs Survey 2018, World Economic Forum.

Note: The bars represent the proportion of responses by companies that stated that specific strategies were likely, equally likely or unlikely. Some companies abstained from answering the question. In such cases part of the bar remains blank (typically, 0–1% in the graph above).

possessing skills relevant to new technologies; seeking to completely automate the work tasks concerned; and retraining existing employees (Figure 6). The likelihood of hiring new permanent staff with relevant skills is nearly twice the likelihood of strategic redundancies of staff lagging behind in new skills adoption. However nearly one-quarter of companies are undecided or unlikely to pursue the retraining of existing employees. Two-thirds expect workers to adapt and pick up skills in the course of their changing jobs. Between one-half and two-thirds are likely to turn to external contractors, temporary staff and freelancers to address their skills gaps.

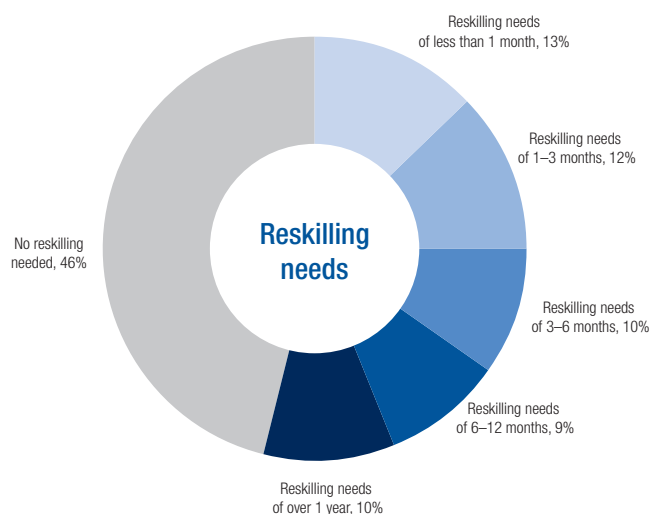
Employers surveyed for this report estimate that, by 2022, no less than 54% of all employees will require significant reskilling and upskilling (Figure 7). Of these, about 35% are expected to require additional training of up to six months, 9% will require reskilling lasting six to 12 months, while 10% will require additional skills training of more than a year.

Respondents to our survey further indicate that they are set to prioritize and focus their reskilling and upskilling efforts on employees currently performing high value roles as a way of strengthening their enterprise’s strategic capacity, with 54% and 53% of companies, respectively, stating they intend to target employees in key roles and in frontline roles which will be using relevant new technologies. In addition, 41% of employers are set to focus their reskilling provision on high-performing employees while a much smaller proportion of 33% stated that they would prioritize at-risk employees in roles

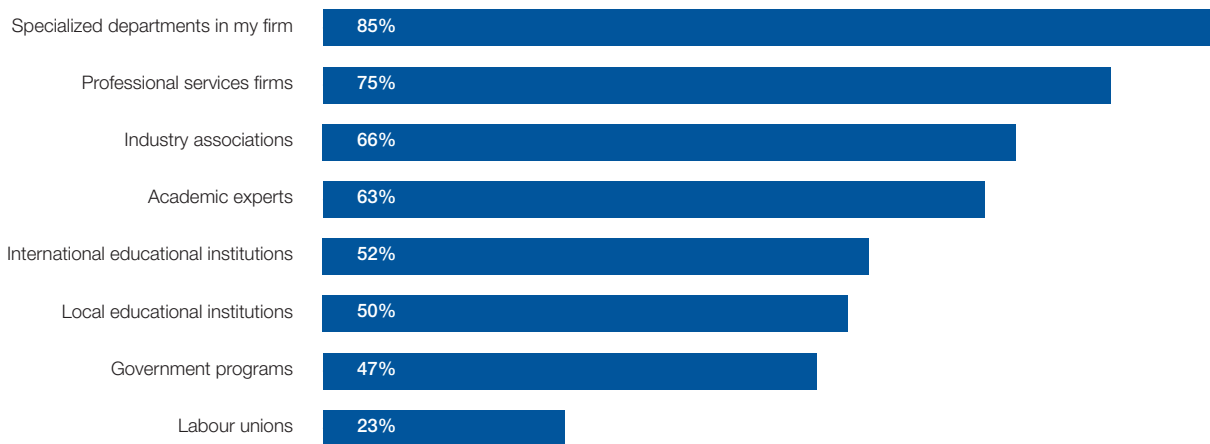
expected to be most affected by technological disruption. In other words, those most in need of reskilling and upskilling are least likely to receive such training.

Our findings corroborate a range of recent research indicating that, currently, only about 30% of employees in today’s job roles with the highest probability of technological disruption have received any kind of professional training over the past 12 months. In addition, they are on average more than three times less likely than

Figure 7: Expected average reskilling needs across companies, by share of employees, 2018–2022



Source: Future of Jobs Survey 2018, World Economic Forum.

Figure 8: Preferred partners in managing the integration of new technologies and workforce transition

Source: Future of Jobs Survey 2018, World Economic Forum.

employees in less exposed roles to have participated in any on-the-job training or distance learning and about twice less likely to have participated in any formal education.³³ Other recent research similarly finds that, currently, reskilling and upskilling efforts are largely focused on already highly-skilled and highly-valued employees.³⁴

These findings are a cause for concern, given that making an inclusive culture of lifelong learning a reality is increasingly imperative for organizations and for workers whose growth strategies and job roles are being affected by technological change. In particular, they highlight that the bottom-line impact and business case for reskilling and upskilling investments remain somewhat unclear and require much greater attention. Time requirements, costs, success cases and appropriate delivery models for reskilling and upskilling are likely to look very different for different categories of job roles and workers.

To provide a preliminary picture, companies surveyed for this report highlight that, overwhelmingly, their key success metric for reskilling and upskilling initiatives is increased workforce productivity—chosen by 90% of respondent employers—followed by retention of high-skilled workers, enabling workers in frontline roles to make the best use of new technologies and increased employee satisfaction. Significantly smaller proportions of companies regard reskilling as a means of lowering recruitment costs, redeploying employees in disrupted job roles or as a way to increase the skills base of their medium- and lower-skilled workforce. In short, to date reskilling has been regarded by employers as a narrow strategy focused on specific subsets of employees, not as a comprehensive strategy to drive workforce transformation.

Finally, while companies themselves will need to take the lead in creating capacity within their organizations to support their transition towards the workforce of the future, the economic and societal nature of these

challenges means that they will also increasingly need to learn to partner with other stakeholders for managing the large-scale retraining and upskilling challenges ahead. Tangible collaboration opportunities include partnering with educators to reshape school and college curricula, intra- and inter-industry collaboration on building talent pipelines, and partnerships with labour unions to enhance cross-industry talent mobility. Governments may likewise become key partners in creating incentives for lifelong learning, ensuring shared standards for retraining and strengthening safeguards for workers in transition.³⁵ However, more guidance and good practice learning opportunities will be needed. Currently, respondents to our survey expect to continue to primarily look to specialized internal departments to meet their retraining needs for the period up to 2022, with some supplementary support from professional services firms, industry associations and academic experts (Figure 8). Less than half of companies actively consider partnering with government programmes and slightly more than a fifth see labour unions as preferred partners.

Companies surveyed for this report anticipate that, over the 2018–2022 period, on average, around half of all retraining will be delivered through internal departments, about one quarter through private training providers and about one-fifth through public education institutions. About 34% of the retraining to be delivered directly by employers is expected to result in an accreditation recognized outside of the company in question. Expanding such systems for certifiable skills recognition could significantly promote the marketplace for corporate reskilling and upskilling in the near future and improve outcomes for workers. These findings highlight both the future role of companies as learning organizations and the range of possible reskilling and upskilling multistakeholder collaboration arrangements.

The Future of Jobs Across Industries

The future of jobs is not singular. It will diverge by industry and sector, influenced by initial starting conditions around the distribution of tasks, different investments in technology adoption, and the skills availability and adaptability of the workforce. As a consequence, different industries experience variation in the composition of emerging roles and in the nature of roles that are set to have declining demand.

Among the trends driving growth across industries over the 2018–2022 period, advances in mobile internet are likely to have a distinct impact in the Aviation, Travel & Tourism industry, the Financial Services & Investors industries, and in the Consumer industry. The rapid adoption of new technologies by consumers as well as advancements in cloud technology are set to drive growth in the Information & Communication Technologies industry, while the availability of big data is expected to have an even broader impact on the Financial Service & Investors and the Energy Utilities & Technologies industries. New energy supplies and technologies, in tandem with advances in computing power, are set to drive gains in the Energy Utilities & Technologies sector. Among non-technological drivers of business growth, increasing affluence in developing economies is poised to drive growth in the Aviation, Travel & Tourism; Global Health & Healthcare; and Chemistry, Advanced Materials & Biotechnology industries.

Table 5 on page 16 demonstrates the range of demand for the adoption of specific technologies. Robotic technology is set to be adopted by 37% to 23% of the companies surveyed for this report, depending on industry. Companies across all sectors are most likely to adopt the use of stationary robots, in contrast to humanoid, aerial or underwater robots. However, leaders in the Oil & Gas industry report the same level of demand for stationary and aerial and underwater robots, while employers in the Financial Services & Investors industry are most likely to signal the planned adoption of humanoid robots in the period up to 2022. Distributed ledger technologies are set to have a particular impact in the Financial Services industry, which promises to be an early adopter of the technology. In fact, 73% of respondents expect their enterprise to adopt its use. Another industry set to scale its adoption of distributed ledger technologies will be the Global Health & Healthcare industry. Machine learning is expected to be adopted across a range of industries, including banking and insurance, where it may disrupt risk prediction; in the medical field, where it may be used for advanced diagnosis; across the energy sector, where it may lead to predictive maintenance; and in the consumer sector, where it may enhance the industry's ability to model demand.

While technologies have the capacity to automate and potentially augment a variety of tasks across enterprises, this will vary by industry-specific capital investment, the risks associated with automating sensitive tasks, the unknown knock-on-effects of how machines and algorithms will perform the task, the presence of

a longer-term workforce strategy, and the managerial challenges of re-orienting the operations of different enterprises. Additionally, many sectors face disruption and shifts in demand through non-technological factors, such as the effect of ageing in the Global Health & Healthcare industry. Efficiencies in healthcare technologies will thus become necessary innovations to meet the demographic changes afoot, freeing time spent in administration and record keeping for caregiving activities.³⁶

The growth potential of new technological expansion is buffered by multi-dimensional skills gaps across local and global labour markets, and among the leadership of enterprises. Skills gaps among the local labour market are among the most cited barriers to appropriate technology adoption for a number of industries, but they are particularly strong concerns for business leaders in the Aviation Travel & Tourism, Information & Communication Technologies, Financial Services & Investors, and Mining & Metals industries. Companies in Global Health & Healthcare as well as Infrastructure industries are most likely to cite leadership skills gaps as significant barriers, while the Chemistry, Advanced Materials & Biotechnology and Information & Communication Technologies sectors report broad global labour market skills shortages.

There is a distinctive footprint of tasks performed across each industry. For example, on average, workers in the Mining & Metals industry spend the majority of their time in physical and manual tasks, while those in the Professional Services industry spend the majority of their time on tasks related to communicating and interacting. In the Oil & Gas, Infrastructure, and Chemistry, Advanced Materials & Biotechnology industries, the tasks that occupy today's workers for the largest proportion of their time focus on the performance of complex and technical activities. Administrative activities are particularly prominent in the Infrastructure industry as well in the Mining & Metals and Financial Services & Investors industries.

As industries make investments in new technologies, the impact on each industry as a whole is determined by the task composition of each sector and the desirability of automating or augmenting specific tasks. Existing research has highlighted that some industries remain labour-intensive in the production of goods and services, leading to low productivity growth.³⁷ If managed well, the augmentation of a range of tasks today can create the opportunity for new, higher productivity growth. For example, administering and physical tasks are often low value and low productivity tasks. In the current projections of companies surveyed for this report, administrative tasks in the Financial Services & Investors sector are set to be significantly replaced by machine labour. While today machines and algorithms perform 36% of the collective hours spent on this task, by 2022 this share will rise to 61%, with knock-on effects on the demand for Data Entry Clerks, Secretarial staff and Accounting staff. In the Energy and Consumer sectors, physical and manual

Table 5: Technology adoption by industry and share of companies surveyed, 2018–2022 (%)

	Overall	Automotive, Aerospace, Supply Chain & Transport	Aviation, Travel & Tourism	Chemistry, Advanced Materials & Biotechnology	Consumer	Energy Utilities & Technologies	Financial Services & Investors	Global Health & Healthcare	Information & Communication Technologies	Infrastructure	Mining & Metals	Oil & Gas	Professional Services
User and entity big data analytics	85	84	89	79	85	85	86	87	93	65	62	87	85
App- and web-enabled markets	75	76	95	71	88	65	89	80	93	53	50	61	74
Internet of things	75	82	95	58	73	85	65	67	86	76	50	83	74
Machine learning	73	87	79	58	82	77	73	80	91	53	69	70	74
Cloud computing	72	76	79	67	67	73	65	73	91	71	62	78	76
Digital trade	59	68	68	62	82	58	70	53	70	47	50	57	59
Augmented and virtual reality	58	71	68	50	48	65	59	67	72	59	62	65	53
Encryption	54	58	53	25	42	38	73	67	67	41	25	57	53
New materials	52	71	32	79	79	65	22	60	30	82	62	83	41
Wearable electronics	46	61	53	46	45	42	49	73	49	24	25	70	35
Distributed ledger (blockchain)	45	32	37	29	39	54	73	67	67	18	38	48	50
3D printing	41	61	21	58	42	54	19	53	35	41	50	57	29
Autonomous transport	40	74	58	54	39	46	16	20	44	41	50	30	41
Stationary robots	37	53	37	50	42	35	27	47	35	35	38	52	29
Quantum computing	36	29	32	25	33	46	43	33	44	24	19	43	41
Non-humanoid land robots	33	42	26	21	36	27	32	40	37	29	25	30	24
Biotechnology	28	18	0	42	52	42	11	87	23	12	44	39	24
Humanoid robots	23	29	26	17	18	8	35	13	33	12	25	13	24
Aerial and underwater robots	19	18	16	17	12	35	5	0	19	29	25	52	21

Source: Future of Jobs Survey 2018, World Economic Forum.

Table 6: Projected (2022) effects on the workforce by industry and proportion of companies (%)

	Overall	Automotive, Aerospace, Supply Chain & Transport	Aviation, Travel & Tourism	Chemistry, Advanced Materials & Biotechnology	Consumer	Energy Utilities & Technologies	Financial Services & Investors	Global Health & Healthcare	Information & Communication Technologies	Infrastructure	Mining & Metals	Oil & Gas	Professional Services
Modify value chain	59	82	44	71	83	78	56	67	55	78	44	87	60
Reduce workforce due to automation	50	48	50	38	57	56	56	47	55	33	72	52	37
Expand task-specialized contractors	48	52	50	42	51	52	44	33	57	56	56	52	51
Modify locations of operation	48	42	50	58	54	52	67	73	55	28	44	57	54
Expand the workforce	38	50	39	38	34	19	31	27	41	28	22	35	71
Bring financing on-board for transition	36	38	33	29	40	37	31	20	34	56	22	30	37
Expand workforce due to automation	28	20	50	29	23	19	25	20	52	22	33	26	57

Source: Future of Jobs Survey 2018, World Economic Forum.

work activities will also be replaced. Today, respectively 38% and 30% of such tasks in these two sectors are performed by machines and algorithms. By 2022, those rates are expected to be 56% and 50% respectively, with knock-on effects on demand for Assembly and Factory Workers, Cashiers, and Stock-Keeping Clerks. Distinctively, the Aviation Travel & Tourism and Information & Communication Technologies sectors are those most likely to venture into automating some complex and technical activities. For example, today 25% of labour in the Information & Communications Technology industry is performed by machines and algorithms, while 46% is projected for 2022.

All industries expect sizable skills gaps, stating that at least 50% of their workforce will require reskilling of some duration. According to respondents to the Future of Jobs Survey, more than 55% of workers across the Aviation, Travel & Tourism; Financial Services & Investors; Chemistry, Advanced Materials & Biotechnology; and Global Health & Healthcare sectors will need some reskilling. The Aviation, Travel & Tourism industry outlines the largest demand for reskilling, projecting that 68% of its workforce will require some reskilling. Further, companies in that industry project that 18% of the workforce will require reskilling lasting more than one year.

While most industry respondents expect to observe declining demand for a set of, often labour-intensive roles dominated by manual and routinized work, that decline is often counter-balanced by growth across other specializations. A critical concern that will affect all industries will be the imperative to reskill workers currently in roles that have declining prospects into ones with expanding prospects.

Many of the companies surveyed for this report project that, by 2022, they will both expand and contract parts of their current workforce, with expansion likely to offset the contraction. However, this balance looks different across different industry sectors. Mining & Metals industry respondents, alongside those from the Consumer and Information & Communication Technologies industries, expect to see a reduction in their workforce due to automation, while Professional Services industry respondents expect that the changes afoot are more likely to lead to an expansion of their workforce.

Projected adaptations specific to the skilling needs associated with these changes include the potential to buy, build, borrow or automate talent. In particular, many of the Future of Jobs Survey respondents highlighted that they are likely to hire new permanent staff with skills that are relevant to the adopted technologies. The broad mobility sector is most likely to look to automation as a way to solve its projected talent challenges, and is least likely to look to reskill current employees. In contrast, companies in the Global Health & Healthcare industry—in addition to the Chemistry, Advanced Materials & Biotechnology industry—are most likely to look to retrain existing workers.

The trusted partners with the potential to support industries in their transformation vary across three key groups: specialized departments within the companies in question, professional services firms and industry associations. A series of other potential stakeholders—education institutions, government programmes and labour unions—received less emphasis as possible partners in these transitions. The Oil & Gas, Mining & Metals, and Energy Utilities & Technology industries are more likely to look to industry associations to support their workforce transition. Companies in the Global Health & Healthcare sector name professional services firms as their primary support mechanism, but also name academic experts as their third-most important support pillar. Finally, Aviation, Travel & Tourism firms are most likely to name local education institutions as their third-most important support structure. Part 2 of this report contains distinct Industry Profiles that offer a deeper look at technology, jobs, tasks and skills trends within different sectors.

The Future of Jobs Across Regions

As the Fourth Industrial Revolution unfolds across the globe, the future of jobs can be expected to develop with both common and differentiated characteristics across different countries and regions of the world.³⁸ In the near term, our data shows that the mix of prevalent industries in different countries will result in different national combinations of the effects described in the previous section, **The Future of Jobs across Industries**. Additionally, as global companies choose to differentiate and locate specific job roles and economic activities in certain countries over others due to a range of strategic considerations, there will be a secondary effect on the future of jobs in a range of developed and emerging markets, highlighting the ongoing importance of global supply chains and multinational companies in shaping the structure of the global economy.^{39,40}

With regard to the factors determining job location decisions, companies surveyed for this report overwhelmingly cite availability of skilled local talent as their foremost consideration, with 74% of respondents providing this factor as their key consideration. In contrast, 64% of companies cite labour costs as their main concern (Table 7). Notably, while we find some evidence of pure labour cost considerations being more important in emerging economies—with, for example, 74% of companies operating in South Africa and a similar share of companies operating in the Philippines highlighting this rationale, compared to 57% in the United Kingdom—skilled local talent availability remains the single most important factor behind job location decisions in these economies as well. A range of additional relevant factors—such as the flexibility of local labour laws, industry agglomeration effects or proximity of raw materials—were considered of lower importance relative to skilled local talent availability and labour cost considerations.

Table 7: Factors determining job location decisions, 2018–2022, by industry

Industry	Primary	Secondary	Tertiary
Overall	Talent availability	Labour cost	Production cost
Automotive, Aerospace, Supply Chain & Transport	Talent availability	Labour cost	Quality of the supply chain
Aviation, Travel & Tourism	Talent availability	Organization HQ	Labour cost
Chemistry, Advanced Materials & Biotechnology	Talent availability	Production cost	Labour cost
Consumer	Labour cost	Talent availability	Quality of the supply chain
Energy Utilities & Technologies	Talent availability	Labour cost	Production cost
Financial Services & Investors	Talent availability	Labour cost	Organization HQ
Global Health & Healthcare	Talent availability	Labour cost	Production cost
Information & Communication Technologies	Talent availability	Labour cost	Geographic concentration
Infrastructure	Labour cost	Talent availability	Production cost
Mining & Metals	Labour cost	Production cost	Talent availability
Oil & Gas	Talent availability	Production cost	Labour cost
Professional Services	Labour cost	Talent availability	Geographic concentration

Source: Future of Jobs Survey 2018, World Economic Forum.

Furthermore, our analysis finds some industry-specific variation with regard to overall labour cost sensitivity relative to skilled local talent availability considerations. For example, across countries and regions, Consumer, Energy Utilities & Technologies, Financial Services & Investors, Infrastructure, and Mining & Metals are industries that tend to emphasize labour cost over skilled local talent availability. In contrast, the Automotive, Aerospace, Supply Chain & Transport; Chemistry, Advanced Materials & Biotechnology; Global Health & Healthcare; and Information & Communication Technologies industries tend to place a larger priority on skilled local talent availability (Table 7).

While a detailed discussion of the potential impact of automation on manufacturing in different countries and regions—and the potential for ‘re-shoring’—is beyond the scope of this report, it is worth noting the link between labour costs, skills and investment in automation technologies in advanced and emerging economies. For example, according to one recent study, in 1997, manufacturing value-added per dollar of labour cost was twice as high in Mexico than in the United States. By 2013, this gap had shrunk to less than 15%.⁴¹ Provided simultaneous investment in automation technology and labour augmentation in advanced economies continues apace over the 2018–2022 period, it is not inconceivable that shifting comparative advantage in labour costs will affect the industrial structure of economies such as Vietnam through re-shoring of work tasks in sectors such as textiles, apparel, footwear or electronics assembly.⁴² Indeed, more than half of companies surveyed for this report expected that by 2022 they would be considering adjusting the composition of their value chains in response to the adoption of new technologies, and just under half expected targeting new talent by modifying the location of their operations.

At least two key factors suggest that the grounds for optimism may outweigh concerns. Firstly, even if factory automation and labour augmentation in advanced industrial economies might lead to some re-shoring over the 2018–2022 period, many emerging economies are increasingly shifting toward a domestic consumption driven growth model, with rising local middle classes generating increased demand for goods and services traditionally intended for export.⁴³ Secondly, as discussed in the section **From Automation to Augmentation**, new technologies give rise to new job roles, occupations and industries, with wholly new types of jobs emerging to perform new work tasks related to new technologies. Comparing occupational structures across advanced and emerging economies suggests that there is considerable scope for job growth in many sectors in the latter. For example, healthcare and education jobs provide 15% of total employment in the United States, and business services such as finance and real estate provide 19%, whereas, in emerging economies in East Asia and the Pacific, the respective shares are 3.5%–6.0% and 1.5%–6.0%, suggesting considerable scope for job growth.⁴⁴

However, in order to result in a positive outcome for workers and businesses alike in the midst of these geographically differentiated shifts, lifelong learning and national reskilling and upskilling plans for countries at every stage of economic development are paramount. Part 2 of this report offers a deeper look at technology, jobs, tasks and skills trends within different regions and countries through distinct Country and Regional Profiles. They are intended as a practical guide to exploring these issues in greater granularity and identifying opportunities for countries to build up their future talent pool in a targeted manner. The information provided might also prove useful to evaluate

shifting comparative advantage due to new technologies that might affect future company and industry location decisions in relation to various countries in question.

Some of the most frequently cited job roles expected to experience an increase in demand across the geographies covered by the report over the 2018–2022 period—as highlighted by surveyed employers with operations in the respective country or region—include Software and Applications Developers, Data Analysts and Scientists, as well as Human Resources Specialists, Sales and Marketing Professionals and specialized Sales Representatives in virtually all world regions. Region-specific roles expected to be in demand include Financial and Investment Advisers in East Asia and the Pacific and Western Europe; Information Security Analysts in Eastern Europe; Assembly and Factory Workers in Latin America and the Caribbean, Middle East and North Africa, South Asia and Sub-Saharan Africa; and Electrotechnology Engineers in North America.

Crucial to taking advantage of these emerging job creation opportunities across countries and regions will be the existence of a well-skilled local workforce and of national reskilling and upskilling ecosystems equipped to support local workers to keep abreast of technological change and shifting skills needs. As discussed in the section **The Reskilling Imperative** (see Figure 7 on page 13), across all countries and regions, employers surveyed for this report expect that significant reskilling will be needed by a large share of the global workforce over the 2018–2022 period. The expected average timeframe required to retrain or upskill affected workers—either in order to equip the country’s workforce with the skills needed to seize new opportunities created by the trends and disruptions experienced by businesses operating in the country in question, or in order to avoid losing competitiveness due to the obsolescence of the workforce’s existing skillsets—ranges from 83 day for companies located in Switzerland to 105 days for companies located in France (Figure 11).

A Look to the Recent Past *(in Collaboration with LinkedIn)*

While the Future of Jobs Survey is designed to look to the near-term future based on the views of the leaders shaping the decisions affecting the future of work, it is equally important to develop a clear sense of recent trends and consider their projections into the future. The World Economic Forum’s data collaboration with LinkedIn helps trace trends in hiring for a range of roles across the period 2013–2017. This data reveals the recent past and the adaptation that has already occurred across roles, impacting the lives and livelihoods of a variety of professionals.

An average rate of change was calculated to reveal the share of hiring for each role from LinkedIn’s 653 codified occupations. LinkedIn analysts expressed the monthly hires of any one job as a proportion of all hires across jobs in each relevant industry within any one calendar month. A linear regression line was fitted to aggregate the generalized trend and to reveal multi-year trends that point to the prioritization of hiring across industries. The resulting lists of roles and scale of change are featured in Figures 9 and 10 (on pages 20 and 21) and reveal, across industries and geographies, the roles that in the aggregate experienced the greatest upward or downward trend in demand from 2013–2017. The trends highlight business prioritization of new hires, namely the roles which employers believed to be the most appropriate investments to prepare their enterprises for success over the relevant period.

The data reveals that the Basics and Infrastructure industry has experienced a boom in real estate brokerage hires, but a decreasing relative demand for engineering roles and for technicians of various kinds. In the Consumer industry, the demand for Sales Managers was outpaced by demand for Marketing Managers and Software Engineers, while the inverse was true for the Energy industry cluster, where the demand

for Managerial and Sales personnel has outpaced demand for Technicians and Engineers. A similar trend can be observed in the Information and Communication Technology industry. Here, relative demand for Systems Administrators has been outpaced by an increase in hires specializing in Experience Design and Marketing. In the Healthcare sector, more specialized roles in nutrition and mental health have experienced rising demand in contrast to generalist roles such as Nursing staff or Medical Officers. A slowdown in hiring trends within the Professional Services sector appears to have distinctively impacted creative, editorial and journalistic roles, all reflecting recent disruptions to the publishing industry. A downward trend among the hiring profile of journalistic professions has seen a matching increase in new hires across broader content writing roles.

Across all regions, digital, marketing and talent-related professions dominate the list of roles that have experienced upward hiring trends alongside marketing specialists, and professionals specializing in software engineering, Data Analysts, User Experience Designers and Human Resources Specialists.

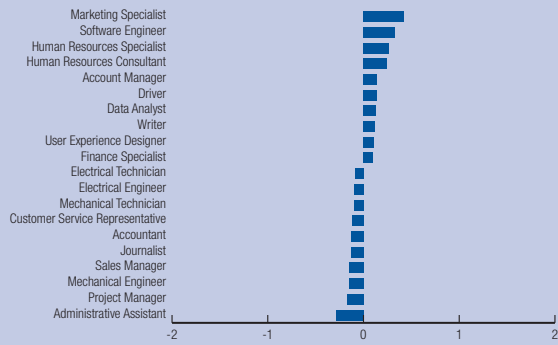
The East Asia and the Pacific region has experienced falling demand for more traditional technical professions such as Engineering, and that trend is mirrored in the Middle East and North Africa region. In a similar fashion, historic hiring trends reveal a decline in hires of technical professions, such as Database Administrators and Electrical Engineers in South Asia. The Latin America and Caribbean and Sub-Saharan Africa regions saw a decline in new hires into roles focused on accounting, administrative activities and in supply chain specialization. Finally, Western Europe has experienced a slowdown in the relative hiring of creative professionals, reflecting recent disruptions in the publishing industry.

(Continued on next page)

A Look to the Recent Past (in Collaboration with LinkedIn) (cont'd.)

Figure 10: Top ten most emerging and declining roles between 2013–2017 as observed in hiring trends, by region (rate of change)

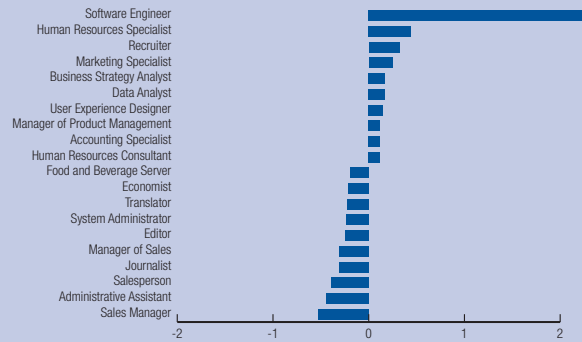
East Asia and the Pacific



North America



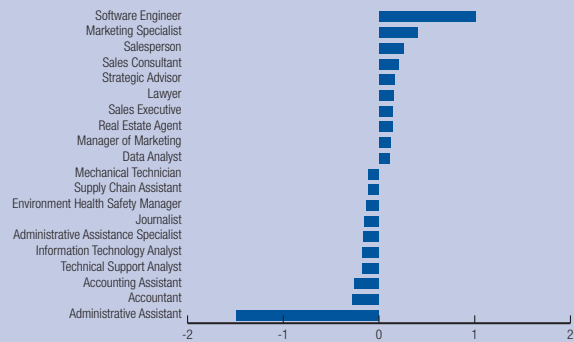
Eastern Europe and Central Asia



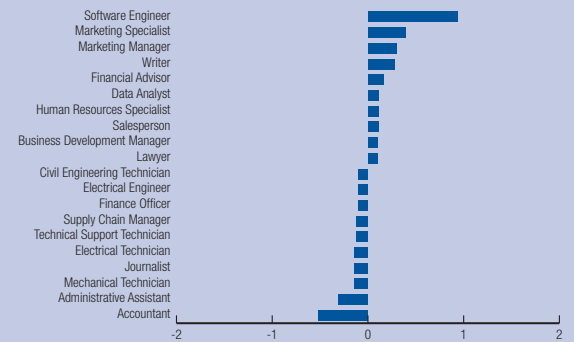
South Asia



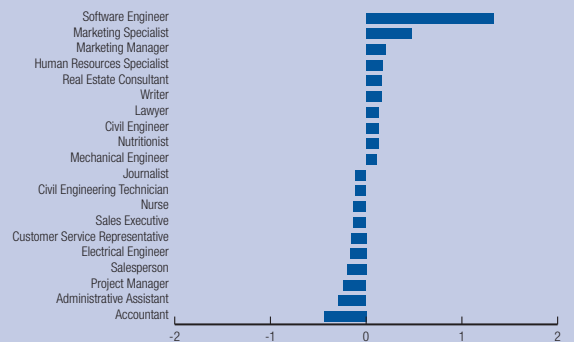
Latin America and the Caribbean



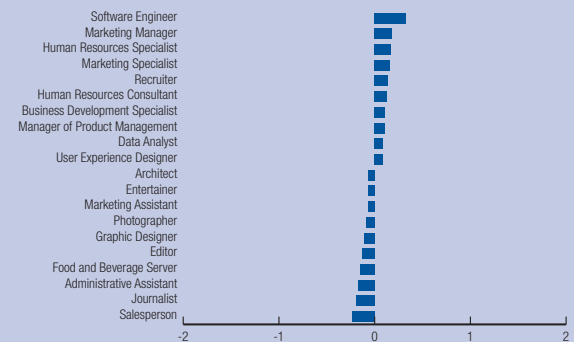
Sub-Saharan Africa



Middle East and North Africa

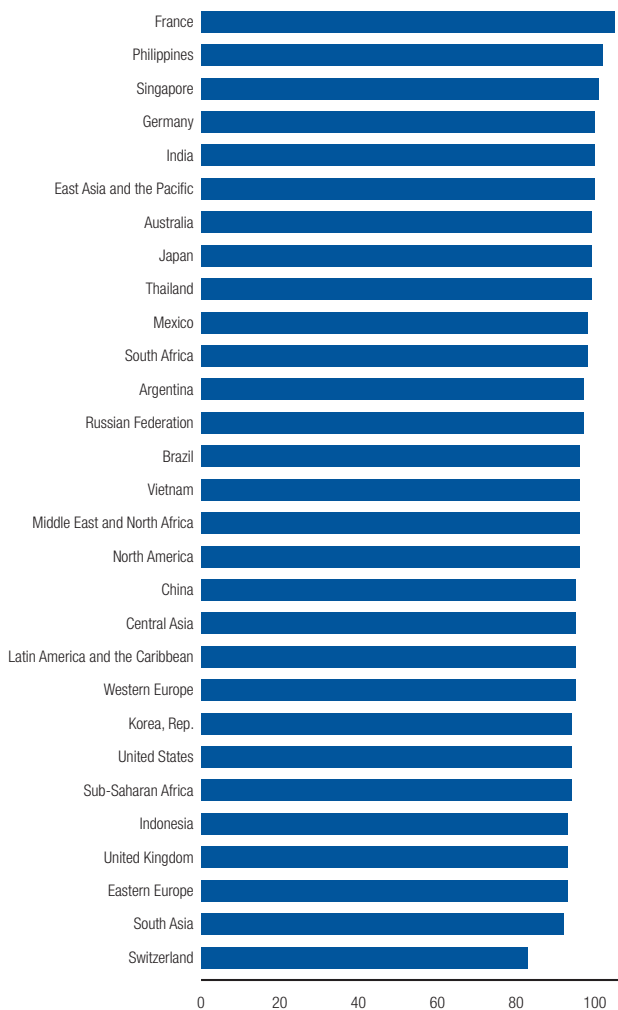


Western Europe



Source: LinkedIn.

Figure 11: Average reskilling needs in days, by country and region, 2018–2022



Source: Future of Jobs Survey 2018, World Economic Forum.

For governments and businesses alike, there is a significant opportunity in strengthening cross-sectoral multistakeholder collaboration to promote corporate reskilling and upskilling among employers in affected countries and regions. Responses by the companies surveyed for this report indicate that, currently, employers expect to primarily seek out the support of their own internal departments as well as private training providers to deliver required retraining and upskilling programmes over the 2018–2022 period. In contrast, across many regions, the least sought-after partners are local education institutions, government programmes and labour unions. This somewhat narrow field of envisaged collaboration partners highlights both an opportunity and a clear need for expanding the range of creative and innovative multistakeholder solutions.

Conclusions

The new labour market taking shape in the wake of the Fourth Industrial Revolution holds both challenges and

opportunities. As companies begin to formulate business transformation and workforce strategies over the course of the 2018–2022 period, they have a genuine window of opportunity to leverage new technologies, including automation, to enhance economic value creation through new activities, improve job quality in traditional and newly emerging occupations, and augment their employees’ skills to reach their full potential to perform new high value-added work tasks, some of which will have never before been performed by human workers. The business case for such an ‘augmentation strategy’ is becoming increasingly clear—and, we expect, will receive progressively more attention over the coming years, including through upcoming work by the World Economic Forum’s Centre for the New Economy and Society.

At the same time, technological change and shifts in job roles and occupational structures are transforming the demand for skills at a faster pace than ever before. Therefore, imperative for achieving such a positive vision of the future of jobs will be an economic and societal move by governments, businesses and individuals towards agile lifelong learning, as well as inclusive strategies and programmes for skills retraining and upgrading across the entire occupational spectrum. Technology-related and non-cognitive soft skills are becoming increasingly more important in tandem, and there are significant opportunities for innovative and creative multistakeholder partnerships of governments, industry employers, education providers and others to experiment and invest in new types of education and training provision that will be most useful to individuals in this new labour market context.

As this new labour market takes shape over the 2018–2022 period, governments, businesses and individuals will also find themselves confronted with a range of wholly new questions. For example, as employment relationships increasingly shift towards temporary and freelancing arrangements, how can we ensure that individuals receive the support and guidance they need to acquire the right skills throughout their working lives? As employers are deconstructing traditional job roles and re-bundling work tasks in response to new technologies, how can they minimize the risks and best leverage new partnerships with resources such as online freelancers and talent platforms?⁴⁵ And how can they best ensure such task re-bundling does not inadvertently lead to new forms of job polarization through ‘task segregation’, whereby specific groups of workers are disproportionately allocated the most or least rewarding work tasks?⁴⁶

While it is beyond the scope of this report to attempt to provide comprehensive answers to all of the above questions, a range of immediate implications and priorities stand out for different stakeholders.

For **governments**, firstly, there is an urgent need to address the impact of new technologies on labour markets through upgraded education policies aimed at rapidly raising education and skills levels of individuals of all ages,

particularly with regard to both STEM (science, technology, engineering and mathematics) and non-cognitive soft skills, enabling people to leverage their uniquely human capabilities. Relevant intervention points include school curricula, teacher training and a reinvention of vocational training for the age of the Fourth Industrial Revolution, broadening its appeal beyond traditional low- and medium-skilled occupations.⁴⁷ Secondly, improvements in education and skills provision must be balanced with efforts on the demand side. Governments can help stimulate job creation through additional public investment as well as by leveraging private investments through blended finance or government guarantees. The exact nature of desirable investments will vary from country to country. However, over the coming years, there is enormous scope and a clear unmet need in creating the hard and soft infrastructure to power the Fourth Industrial Revolution—from digital communication networks to renewable and smart energy grids to smart schools and hospitals to improved care homes and childcare facilities.⁴⁸ Thirdly, to the extent that new technologies and labour augmentation will boost productivity, incomes and wealth, governments may find that increased tax revenues provide scope to enhance social safety nets to better support those who may need support to adjust to the new labour market. This could be achieved through reforming and extending existing social protection schemes, or through moving to a wholly new model such as the idea of basic income and basic services. Learning from pilot schemes of this kind—in addition to those currently underway in places such as the Netherlands, various American and Canadian states, Kenya, India and Brazil—will be critical for all governments over the course of the 2018–2022 period.⁴⁹

For **industries**, firstly, it will pay to realize that—as competition for scarce skilled talent equipped to seize the opportunities of the Fourth Industrial Revolution intensifies and becomes more costly over the coming years—there is an opportunity to support the upskilling of their current workforce toward new (and technologically reorganized) higher-skilled roles to ensure that their workforce achieves its full potential. Our findings indicate that, to date, many companies intend to mostly limit their skills training provision over the 2018–2022 period to employees performing today’s in-demand job roles, rather than thinking more long-term and creatively. Clearly, a more inclusive and proactive approach will be needed—to both increase the availability of future skills and address impending skills scarcity, and to enable a wider range of workers to share in the gains from new technologies and work more effectively with them through skills augmentation. Secondly, the need to ensure a sufficient pool of appropriately skilled talent creates an opportunity for businesses to truly reposition themselves as learning organizations and to receive support for their reskilling and upskilling efforts from a wide range of stakeholders. One promising model involves new forms of professional

skills certification similar to existing schemes delivered by a range of companies in the information technology sector. By establishing objective and marketable credentials for a large variety of emerging job roles, such schemes could help improve the focus of corporate training programmes, increase labour market flexibility, and create clear skills and performance measures to help employers screen candidates and certified workers to command skills premiums.⁵⁰ Thirdly, with the increasing importance of talent platforms and online workers, conventional industries, too, should be thinking strategically how these action items could be applied to the growing ‘gig’ and platform workforces as well.⁵¹

For **workers**, there is an unquestionable need to take personal responsibility for one’s own lifelong learning and career development. It is also equally clear that many individuals will need to be supported through periods of job transition and phases of retraining and upskilling by governments and employers. For example, lifelong learning is becoming a rich area of experimentation, with several governments and industries looking for the right formula to encourage individuals to voluntarily undergo periodic skills upgrading.⁵² Similarly, while a fully-fledged universal basic income may remain politically and economically unfeasible or undesirable over the 2018–2022 period, some variants or aspects of the idea—such as providing a ‘universal lifelong learning fund’ for individuals to draw on as needed—might receive increasing attention over the coming years.⁵³ Solutions are likely to vary by country and to depend on local political, economic and social circumstances.

Ultimately, the core objective for governments, industries and workers alike should be to ensure that tomorrow’s jobs are fairly remunerated, entail treatment with respect and decency and provide realistic scope for personal growth, development and fulfilment.⁵⁴ It is our hope that this new edition of the World Economic Forum’s *Future of Jobs Report* provides both a call to action and a useful tool for proactively shaping the future of jobs to realize this vision.

Notes

- 1 World Economic Forum, *The Future of Jobs: Employment, Skills and Workforce Strategy for the Fourth Industrial Revolution*, 2016. For an overview of some of this recent research, see: Balliester, Thereza and Adam Elsheikhi, *The Future of Work: A Literature Review*, ILO Research Department Working Paper No. 29, International Labour Organization, 2018.
- 2 African Development Bank (AFDB), Asian Development Bank (ADB), European Bank for Reconstruction and Development (EBRD), and Inter-American Development Bank (IDB), *The Future of Work: Regional Perspectives*, 2018.
- 3 According to the International Labour Organization’s literature review, existing research on the future of work covers a wide range of topics, with a particular focus on technological innovations and inequality. Aspects that would merit additional analysis include the impact of demographics and environmental changes and, ‘[with] regard to the future of job creation and destruction, projections on the impact of automation on agriculture would be essential ... particularly for developing countries’; Balliester, and Elsheikhi, *The Future of Work: A Literature Review*.

- 4 Bain & Company, *Labor 2030: The Collision of Demographics, Automation and Inequality*, 2018.
- 5 According to an estimate by Bain & Company, based primarily on the rapidly declining cost of robotic dexterity for service applications, humanoid robots are likely to reach commercialization in the early 2020s, specifically creating 'a strong business case for the automation of many tasks in restaurant kitchens and bars'; see: Bain & Company, *Labor 2030: The Collision of Demographics, Automation and Inequality*.
- 6 For example, 'cobots'—robotic helper units installed alongside human workers to enhance their productivity and often costing less than one-quarter the price of traditional robots—are set to have a large commercial and workforce impact over the coming years, being well-placed for deployment in many parts of the service sector as yet largely untouched by workplace automation; see: Bain & Company, *Labor 2030: The Collision of Demographics, Automation and Inequality*.
- 7 See, for example, the differing perspectives provided by: Bain & Company, *Labor 2030: The Collision of Demographics, Automation and Inequality*; McKinsey & Company, *Jobs lost, jobs gained: Workforce Transitions in a Time of Automation*, McKinsey Global Institute (MGI), 2017; and PwC, *Will robots really steal our jobs? An international analysis of the potential long-term impact of automation*, 2018.
- 8 As noted by a recent Bain & Company study, while public reaction to new technologies is likely to vary substantially from one country to the next, thereby accelerating or decelerating their adoption, differences in public policies toward new technologies such as automation may be harder to sustain if their applications are tradeable. For example, if London were to deregulate the application of fully autonomous machine learning algorithms in financial markets, competitive forces are likely to put greater pressure on technology regulators in New York to follow suit. By contrast, if London were to permit coffee shops more generous labour automation leeway than New York, differences are more likely to remain localized; see: Bain & Company, *Labor 2030: The Collision of Demographics, Automation and Inequality*.
- 9 These extrapolated figures are based on employers' current projections for the set of roles with increasing, declining and stable demand in the period up to 2022, which were estimated by employers as a share of each enterprise's total workforce. The figures were then applied to the International Labour Organization's estimates and projections of global non-agricultural employment in both 2018 and 2022, adjusted for the estimated share of total employment represented by this report's respondent data, i.e. large businesses. The figures used for estimating the global share of large business employment are based on established estimates by the World Bank, US Bureau of Labor Statistics and Eurostat, holding the distribution of firm size constant between 2018 and 2022.
- 10 Barclays, *Robots at the gate: Humans and technology at work*, 2018.
- 11 Ibid.
- 12 Bain & Company, *Labor 2030: The Collision of Demographics, Automation and Inequality*.
- 13 See: Ton, Zeynep and Sarah Kalloch, *Transforming Today's Bad Jobs into Tomorrow's Good Jobs*, Harvard Business Review, June 2017; Deloitte, *Reconstructing Jobs: Creating good jobs in the age of artificial intelligence*, 2018.
- 14 Davenport, Thomas and Julia Kirby, *Beyond Automation*, Harvard Business Review, June 2015.
- 15 See for example: Arntz, Melanie, Terry Gregory and Ulrich Zierahn, *The risk of automation for jobs in OECD countries: a comparative analysis*, OECD Social, Employment and Migration Working Papers No 189, Organisation for Economic Cooperation and Development (OECD), 2016; McKinsey Global Institute, *A Future That Works: Automation, Employment, and Productivity*, McKinsey Global Institute (MGI), 2017; PwC, *Will robots really steal our jobs? An international analysis of the potential long term impact of automation*. For a range of relevant additional considerations, see: van der Zande, Jochem, et al., *The Substitution of Labor: From technological feasibility to other factors influencing job automation*, Innovative Internet: Report 5, Stockholm School of Economics Institute for Research, 2018.
- 16 McKinsey Global Institute, *A Future That Works: Automation, Employment, and Productivity*.
- 17 PwC, *Will robots really steal our jobs? An international analysis of the potential long term impact of automation*; the three waves of workforce automation identified by the report consist of an *algorithmic wave* (to early 2020s; involving 'automation of simple computational tasks and analysis of structured data, affecting data-driven sectors such as financial services'); an *augmentation wave* (to late 2020s; involving 'dynamic interaction with technology for clerical support and decision making ... including robotic tasks in semi-controlled environments such as moving objects in warehouses); and an *autonomous wave* (to mid-2030s; involving 'automation of physical labour and manual dexterity, and problem-solving in dynamic real-world situations that require responsive actions, such as in transport and construction').
- 18 A thought-provoking empirical perspective on this process is provided by: Cohen, Lisa, "Assembling Jobs: A Model of How Tasks Are Bundled Into and Across Jobs", *Organization Science*, vol. 24, no. 2, 2012.
- 19 Autor, David, "Why Are There Still So Many Jobs? The History and Future of Workplace Automation", *Journal of Economic Perspectives*, vol. 29, no. 3, 2015, pp. 3–30.
- 20 For example, since its launch in 2008, developers have earned more than US\$86 billion through Apple's App Store platform, and app development is estimated to have created more than 1.7 million jobs in the United States and more than 2 million jobs in Europe; see: Apple, *App Store kicks off 2018 with record-breaking holiday season*, <https://www.apple.com/newsroom/2018/01/app-store-kicks-off-2018-with-record-breaking-holiday-season>, 2018; Mandel, M., *U.S. App Economy Jobs Update*, Progressive Policy Institute, <http://www.progressivepolicy.org/blog/u-s-app-economy-update>, 2017; and Mandel, M., *Update on European App Economy jobs*, Progressive Policy Institute, <http://www.progressivepolicy.org/blog/update-on-european-app-economy-jobs>, 2018.
- 21 Dellot, Benedict, "Why automation is more than just a job killer", *RSA Blog*, 20 July 2018, <https://www.thersa.org/discover/publications-and-articles/rsa-blogs/2018/07/the-four-types-of-automation-substitution-augmentation-generation-and-transference>. The RSA, a British think tank, accordingly distinguishes four types of automation: (1) *substitution* ('technology taking on a task that would [otherwise have been] be undertaken by a worker'); (2) *augmentation* ('[technology] expand[ing] the capability of workers, allowing them to achieve more and better-quality work in a shorter space of time'); (3) *generation* ('[technology] generat[ing] tasks that were never done by humans previously ... creat[ing] work rather than captur[ing] it from others'); (4) *transference* ('technology shift[ing] responsibility for undertaking a task from workers to consumers. Self-service checkouts, for instance, have not done away with the job of processing items through tills. Instead they've merely passed on the responsibility to shoppers. ... This form of automation typically relies on ... sophisticated UX and UI Design'); *ibid*.
- 22 An innovative effort to distinguish between labour-substituting and labour-augmenting technologies—based on 78 individual tools and technologies—is provided by: Nedelkoska, Ljubica and Glenda Quintini, *Automation, skills use and training*, OECD Social, Employment and Migration Working Papers, No. 202, OECD, <http://dx.doi.org/10.1787/2e2f4eea-en>, 2018.
- 23 KPMG, *The augmented workforce*; Cognizant, *The Robot and I: How New Digital Technologies Are Making Smart People and Businesses Smarter by Automating Rote Work*, 2015.
- 24 Dellot, *Why automation is more than just a job killer*.
- 25 Measured in incremental additional US\$ of gross output per worker, i.e. excluding baseline forecasts of labour productivity growth; Bain & Company, *Labor 2030: The Collision of Demographics, Automation and Inequality*.
- 26 Jesuthasan, Ravin and John Boudreau, *Thinking Through How Automation Will Affect Your Workforce*, Harvard Business Review, April 2017; also see: Jesuthasan, Ravin, "You may not be a disrupter, but you might find opportunities in the gig economy", *Willis Towers Watson Blog*, 24 July 2017, <https://www.willistowerswatson.com/en/insights/2017/07/insights-gig-economy>.
- 27 Shook, Elyn and Mark Knickrehm, *Harnessing Revolution: Creating the Future Workforce*, Accenture Strategy, 2017.

- 28 Autor, David, Frank Levy and Richard Murnane, *Upstairs, Downstairs: Computer-Skill Complementarity and Computer-Labor Substitution on Two Floors of a Large Bank*, NBER Working Paper No. 7890, National Bureau of Economic Research, 2000.
- 29 Barclays, *Robots at the gate: Humans and technology at work*.
- 30 Shook and Knickrehm, *Harnessing Revolution: Creating the Future Workforce*.
- 31 For a detailed analysis, see the sections The Future of Jobs across Industries and The Future of Jobs across Regions; also see: McKinsey & Company, *Skill Shift: Automation and the Future of the Workforce*, Discussion Paper, McKinsey Global Institute (MGI), 2018.
- 32 For a more extensive discussion of the concept of *skills stability*, see: World Economic Forum, *The Future of Jobs: Employment, Skills and Workforce Strategy for the Fourth Industrial Revolution*, 2016 and CEDEFOP, *Briefing Note: Preventing skill obsolescence*, 2012.
- 33 Nedelkoska and Quintini, *Automation, skills use and training*.
- 34 McKinsey & Company, *Skill Shift: Automation and the Future of the Workforce*.
- 35 Ibid.
- 36 Ibid.
- 37 See: Bain & Company, *Labor 2030: The Collision of Demographics, Automation and Inequality*; McKinsey & Company, *Skill Shift: Automation and the Future of the Workforce*; Barclays, *Robots at the gate: Humans and technology at work*.
- 38 For a recent comprehensive overview, see: African Development Bank (AFDB), Asian Development Bank (ADB), European Bank for Reconstruction and Development (EBRD), Inter-American Development Bank (IDB), *The Future of Work: Regional Perspectives*, 2018.
- 39 Nedelkoska and Quintini, *Automation, skills use and training*.
- 40 See, for example: Baldwin, Richard, *The Great Convergence: Information Technology and the New Globalization*, Harvard University Press, 2016; Reijnders, Laurie S.M. and Gaaitzen de Vries, *Job Polarization in Advanced and Emerging Countries: The Role of Task Relocation and Technological Change within Global Supply Chains*, GGDC Research Memorandum 167, University of Groningen-Groningen Growth and Development Centre, 2017.
- 41 Bain & Company, *Labor 2030: The Collision of Demographics, Automation and Inequality*.
- 42 International Labour Organization (ILO), *Inception Report for the Global Commission on the Future of Work*, 2017.
- 43 Asian Development Bank (ADB), *Asian Development Outlook 2018: How Technology Affects Jobs*, 2018.
- 44 Ibid.
- 45 Jesuthasan, "You may not be a disrupter, but you might find opportunities in the gig economy".
- 46 Chan, Curtis and Michael Anteby, "Task Segregation as a Mechanism for Within-job Inequality: Women and Men of the Transportation Security Administration", *Administrative Science Quarterly*, vol. 61, no. 2, 2016, pp. 184–216.
- 47 The Economist Intelligence Unit and ABB, *The Automation Readiness Index: Who is Ready for the Coming Wave of Automation*, 2018.
- 48 Bain & Company, *Labor 2030: The Collision of Demographics, Automation and Inequality*; PwC, *Will robots really steal our jobs? An international analysis of the potential long term impact of automation*.
- 49 PwC, *Will robots really steal our jobs? An international analysis of the potential long term impact of automation*.
- 50 Bain & Company, *Labor 2030: The Collision of Demographics, Automation and Inequality*.
- 51 Taylor, Matthew, *Good work: The Taylor Review of Modern Working Practices*, Report for the UK Government, 2017.
- 52 "Singapore, for example, is experimenting with funding 'individual learning accounts', which adults use to support training courses throughout their lives. Germany's Federal Ministry of Labour and Social Affairs is examining a similar scheme, as well as a modified form of "employment insurance" to fund skills upgrading throughout people's lives"; see: The Economist Intelligence Unit and ABB, *The Automation Readiness Index: Who is Ready for the Coming Wave of Automation*.
- 53 PwC, *Will robots really steal our jobs? An international analysis of the potential long term impact of automation*.
- 54 Taylor, *Good work: The Taylor Review of Modern Working Practices*.

References and Further Reading

- Abdih, Yasser and Stephan Danninger, *What Explains the Decline of the US Labor Share of Income? An Analysis of State and Industry Level Data*, IMF Working Paper No. 17/167, International Monetary Fund, 2017.
- Accenture, *New Skills Now: Inclusion in the Digital Economy*, 2017.
- , *Creating South Africa's Future Workforce*, 2018.
- Acemoglu, Daron, "Labor- and Capital-Augmenting Technical Change", *Journal of the European Economic Association*, vol. 1, no.1, 2003, pp. 1–37.
- Acemoglu, Daron and Pascual Restrepo, *The Race between Machine and Man: Implications of Technology for Growth, Factor Shares and Employment*, NBER Working Paper no. 22252, National Board of Economic Research, 2016.
- Acemoglu, Daron and Robert Shimer, "Productivity gains from unemployment insurance", *European Economic Review*, vol. 44, 2000, pp. 1195–1224.
- African Development Bank (AFDB), Asian Development Bank (ADB), European Bank for Reconstruction and Development (EBRD), and Inter-American Development Bank (IDB), *The Future of Work: Regional Perspectives*, 2018.
- Alphabeta, *The Automation Advantage: How Australia can seize a \$2 trillion opportunity from automation and create millions of safer, more meaningful and more valuable jobs*, 2017.
- Arntz, Melanie, Terry Gregory and Ulrich Zierahn, *The risk of automation for jobs in OECD countries: a comparative analysis*, OECD Social, Employment and Migration Working Papers No 189, Organisation for Economic Cooperation and Development (OECD), 2016.
- Asian Development Bank (ADB), *Asian Development Outlook 2018: How Technology Affects Jobs*, 2018.
- Autor, David, "Why Are There Still So Many Jobs? The History and Future of Workplace Automation", *Journal of Economic Perspectives*, vol. 29, no. 3, 2015, pp. 3–30.
- Autor, David, Frank Levy and Richard Murnane, *Upstairs, Downstairs: Computer-Skill Complementarity and Computer-Labor Substitution on Two Floors of a Large Bank*, NBER Working Paper No. 7890, National Bureau of Economic Research, 2000.
- Avent, Ryan, *The Wealth of Humans: Work and its Absence in the Twenty-first Century*, Penguin, 2016.
- Babcock, Linda, et al., "Gender Differences in Accepting and Receiving Requests for Tasks with Low Promotability", *American Economic Review*, vol. 107, no. 3, 2017, pp. 714–747.
- Bain & Company, *Labor 2030: The Collision of Demographics, Automation and Inequality*, 2018.
- Bakhshi, Hasan, et al., *The Future of Skills: Employment in 2030*, Pearson, Nesta and The Oxford Martin School, 2017.
- Baldwin, Richard, *The Great Convergence: Information Technology and the New Globalization*, Harvard University Press, 2016.
- Balliester, Thereza and Adam Elsheikhi, *The Future of Work: A Literature Review*, ILO Research Department Working Paper No. 29, International Labour Organization, 2018.
- Barclays, *Robots at the gate: Humans and technology at work*, 2018.

- Behrendt, Christina and Quynh Anh Nguyen, *Innovative Approaches for Ensuring Universal Social Protection for the Future of Work*, ILO Future of Work Research Paper Series No. 1, International Labour Organization, 2018.
- Berg, Andrew, Edward Buffie and Luis-Felipe Zanna, *Should We Fear the Robot Revolution? (The Correct Answer is Yes)*, IMF Working Paper No. 18/116, International Monetary Fund, 2018.
- Bessen, James, *Toil and Technology: Innovative technology is displacing workers to new jobs rather than replacing them entirely*, IMF Finance and Development Magazine, March 2015.
- Chan, Curtis and Michael Anteby, "Task Segregation as a Mechanism for Within-job Inequality: Women and Men of the Transportation Security Administration", *Administrative Science Quarterly*, vol. 61, no. 2, 2016, pp. 184–216.
- Chang, Jae-Hee and Phu Huynh, *ASEAN in Transformation: The Future of Jobs at Risk of Automation*, International Labour Office Bureau for Employers' Activities Working Paper No. 9, International Labour Office, 2016.
- Cline, Bill, Maureen Brady, David Montes, Chris Foster and Davim, Catia *The Augmented Workforce: 4 areas for financial institutions to consider when pursuing intelligent automation for greater value and productivity*, KPMG Insights, 2018, <https://home.kpmg.com/xx/en/home/insights/2018/06/augmented-workforce-fs.html>.
- Cognizant, *21 Jobs of the Future: A Guide to Getting – and Staying – Employed over the Next Ten Years*, 2017.
- , *The Robot and I: How New Digital Technologies Are Making Smart People and Businesses Smarter by Automating Rote Work*, 2015.
- Cohen, Lisa, "Assembling Jobs: A Model of How Tasks Are Bundled Into and Across Jobs", *Organization Science*, vol. 24, no. 2, 2012.
- Davenport, Thomas and Julia Kirby, *Beyond Automation*, Harvard Business Review, June 2015.
- DeCanio, Stephen, "Robots and humans – complements or substitutes?", *Journal of Macroeconomics*, vol. 49, 2016, pp. 280–291.
- Dellot, Benedict, "Why automation is more than just a job killer", *RSA Blog*, 20 July 2018, <https://www.thersa.org/discover/publications-and-articles/rsa-blogs/2018/07/the-four-types-of-automation-substitution-augmentation-generation-and-transference>.
- Deloitte, *Reconstructing Jobs: Creating good jobs in the age of artificial intelligence*, https://www2.deloitte.com/content/dam/insights/us/articles/AU308_Reconstructing-jobs/DI_Reconstructing-jobs.pdf, 2018.
- Deming, David and Lisa B. Kahn, "Skill Requirements across Firms and Labor Markets: Evidence from Job Postings for Professionals", *Journal of Labor Economics*, vol. 36, no. S1, 2018, pp. S337–S369.
- European Centre for the Development of Vocational Training (CEDEFOP), *Briefing Note: Preventing skill obsolescence*, http://www.cedefop.europa.eu/files/9070_en.pdf, 2012.
- Hirsch-Kreinsen, Hartmut, "Digitization of industrial work: development paths and prospects", *Journal of Labour Market Research*, vol. 49, no. 1, 2016, pp. 1–14.
- Institut Sapiens, *L'impact de la révolution digitale sur l'emploi*, <https://www.institutsapiens.fr/wp-content/uploads/2018/08/Note-impact-digital-sur-lemploi.pdf>, 2018.
- International Federation of Robotics, *The Impact of Robots on Productivity, Employment and Jobs: A positioning paper by the International Federation of Robotics*, 2017.
- International Labour Organization (ILO), *Inception Report for the Global Commission on the Future of Work*, 2017.
- , *Synthesis Report of the National Dialogues on the Future of Work*, 2017.
- Jesuthasan, Ravin, "You may not be a disrupter, but you might find opportunities in the gig economy", *Willis Towers Watson Blog*, 24 July 2017, <https://www.willistowerswatson.com/en/insights/2017/07/insights-gig-economy>.
- Jesuthasan, Ravin and John Boudreau, *Thinking Through How Automation Will Affect Your Workforce*, Harvard Business Review, April 2017.
- McKinsey & Company, *Skill Shift: Automation and the Future of the Workforce*, Discussion Paper, McKinsey Global Institute (MGI), 2018.
- , *A Future That Works: Automation, Employment, and Productivity*, McKinsey Global Institute (MGI), 2017.
- , *Jobs lost, jobs gained: Workforce Transitions in a Time of Automation*, McKinsey Global Institute (MGI), 2017.
- Mitchell, Tom and Erik Brynjolfsson, "Track how technology is transforming work," *Nature*, vol. 544, no. 7650, 2017.
- Nedelkoska, Ljubica and Glenda Quintini, *Automation, skills use and training*, OECD Social, Employment and Migration Working Papers, No. 202, OECD, <http://dx.doi.org/10.1787/2e2f4eea-en>, 2018.
- Organisation for Economic Co-operation and Development (OECD), *Basic income as a policy option: Can it add up?*, 2017.
- PwC, *Will robots really steal our jobs? An international analysis of the potential long-term impact of automation*, 2018.
- Quest Alliance, Tandem Research and Microsoft Philanthropies, *Skills for Future Jobs: Technology and the Future of Work in India*, 2018.
- Reijnders, Laurie S.M. and Gaaitzen de Vries, *Job Polarization in Advanced and Emerging Countries: The Role of Task Relocation and Technological Change within Global Supply Chains*, GGDC Research Memorandum 167, University of Groningen-Groningen Growth and Development Centre, 2017.
- Schneider, Todd. et al., "Land of the Rising Robots", *Finance and Development Magazine*, International Monetary Fund (IMF), June 2018.
- Schwab, Klaus, *The Fourth Industrial Revolution*, World Economic Forum, 2016.
- Shook, Ellyn and Mark Knickrehm, *Harnessing Revolution: Creating the Future Workforce*, Accenture Strategy, 2017.
- Taylor, Matthew, *Good work: The Taylor Review of Modern Working Practices*, Report for the UK Government, 2017.
- The Economist Intelligence Unit and ABB, *The Automation Readiness Index: Who is Ready for the Coming Wave of Automation?*, 2018.
- Ton, Zeynep and Sarah Kalloch, *Transforming Today's Bad Jobs into Tomorrow's Good Jobs*, Harvard Business Review, June 2017.
- van der Zande, Jochem, et al., *The Substitution of Labor: From technological feasibility to other factors influencing job automation*, Innovative Internet: Report 5, Stockholm School of Economics Institute for Research, 2018.
- Vats, Anshu, Abdulkarim Alyousef and Stephen Clements, *How Can Nations Prepare For the Industries of Tomorrow? "Make" It Happen – Harnessing the Maker Movement to Transform GCC Economies*, Oliver Wyman, 2017.
- World Economic Forum, *Towards a Reskilling Revolution: A Future of Jobs for All*, 2018.
- , *Accelerating Gender Parity in the Fourth Industrial Revolution*, 2017.
- , *Accelerating Workforce Reskilling for the Fourth Industrial Revolution*, 2017.
- , *Eight Futures of Work: Scenarios and their Implications*, 2018.
- , *The Future of Jobs: Employment, Skills and Workforce Strategy for the Fourth Industrial Revolution*, 2016.
- , *The Future of Jobs and Skills in Africa*, 2017.
- , *The Future of Jobs and Skills in MENA*, 2017.
- , *The Global Gender Gap Report 2017*, 2017.
- , *The Global Human Capital Report 2017*, 2017.
- , *How to Prevent Discriminatory Outcomes in Machine Learning*, 2018.
- , *Realizing Human Potential in the Fourth Industrial Revolution*, 2017.

Appendix A: Report Methodology

Changes to jobs and skills are set to have large-scale effects on companies, government and individuals across the global community. What does the future hold? How can you find the right talent to ensure growth? How can you make informed and socially conscious decisions when faced with major disruptions to jobs and skills?

The analysis that forms the basis of this report is the result of an extensive survey of Chief Human Resources and Chief Executive Officers of leading global employers which aims to give specificity to these discussions. The survey aims to capture executives' current planning and projections related to jobs and skills in the period leading up to 2022.

Survey Design

There are three core concepts that are key to the construction of the Future of Jobs Survey: job roles, tasks and skills. Tasks are defined as the actions necessary to turn a set of inputs into valuable outputs. As such, tasks can be considered to form the content of jobs. Skills, on the other hand, are defined as the capabilities that are needed to complete a task. In essence, tasks are what needs to be done and skills define the capacity to do them.

The original Future of Jobs Survey employed to produce the first *Future of Jobs Report*, in 2016, was informed by an extensive literature review on the various dimensions covered by the survey, and by continuous consultation with leading experts from academia, international organizations, business and civil society through the World Economic Forum's Global Agenda Council on the Future of Jobs and Global Agenda Council on Gender Parity, which served as partners and advisory bodies to the study. This second edition of the survey

Figure A1: Future of Jobs Survey 2018 framework



Source: Future of Jobs Survey 2018, World Economic Forum.

adjusted that approach on the basis of lessons learned from that first endeavour.

The updated 2018 survey now consists of three interrelated parts. Part I maps the trends that are set to positively and negatively impact business growth, the technologies that are likely to play a part in that expansion, the rationale and barriers related to this technology expansion, employers' preferred ecosystem for support, and the workforce shifts that will be needed to effect those changes. Part II maps three interlocking pillars of the labour market—occupations, skills and tasks—and provides employers with an opportunity to share the jobs that are set

to experience stable, declining and rising demand. Part II also asks employers to estimate the current and future composition of their workforce, and the division of labour between humans, machines and algorithms. Part III gives survey respondents an opportunity to share their current plans for the period up to 2022 as they pertain to closing key skills gaps in their enterprises. In particular, the survey asks employers to rate the likelihood of employing a variety of strategies aimed at ensuring their businesses have the right talent to grow, to give specificity to the scale of their future reskilling needs, and to share a range of detailed information about their current and future reskilling provision.

Representativeness

The survey collection process was conducted via an online questionnaire, with data collection spanning a nine-month period from November 2017 to July 2018. The survey set out to represent the current strategies, projections and estimates of global business, with a focus on large multinational companies and more localized companies which are of significance due to their employee or revenue size. As such there are two areas of the future of jobs that remain out of scope for this report—namely, the future of jobs as it relates to the activities of small and medium-sized enterprises and as it relates to the informal sectors of, in particular, developing economies.

The Future of Jobs Survey was distributed to relevant companies through extensive collaboration between the World Economic Forum and its constituents, amplified by regional survey partners. The survey is also the result of extensive cross-departmental coordination within the World Economic Forum during which the Forum's Business Engagement Team, Centre for Global Industries and Centre for Regional and Geopolitical Affairs supported the report team's efforts to sub-select relevant samples. For key partners in the survey distribution process, please refer to the **Survey Partners** and **Acknowledgements** sections.

Detailed sample design specifications were shared with survey partners, requesting that the sample of companies targeted for participation in the survey should be drawn from a cross-section of leading companies that make up a country or region's economy, and should include—although not necessarily be limited to—national and multinational companies that are among the country's top 100 employers (either by number of employees or by revenue size). In cases where we worked with a regional partner organization we requested additional focus on strong representation from key sectors represented in that geography. To ensure that the survey was representative of the relevant population, the report team conducted additional analysis, confirming the number of responses as well as the size of each respondent's revenue and employee pool.

The final sub-selection of countries with data of sufficient quality to be featured in the report was based

on the overall number of responses from companies with a presence in each country—and within that subset, was based on the number of companies headquartered in the relevant location and the diversity of the sample in relation to the companies' number of locations. In particular, the aim was to arrive at a sample in which more than two-fifths of the companies were large multinational firms, and a reasonable range of companies maintained a focused local or regional presence. The final sub-selection of industries included was based on the overall number of responses by industry, in addition to a qualitative review of the pool of named companies represented in the survey data.

After relevant criteria were applied, the sample was found to be composed of 12 industry clusters and 20 economies. Industry clusters include Aviation, Travel & Tourism; Chemistry, Advanced Materials & Biotechnology; Consumer; Energy; Financial Services & Investors; Global Health & Healthcare; Information & Communication Technologies; Infrastructure; Mining & Metals; Mobility; Oil & Gas; and Professional Services. Economies include Argentina, Australia, Brazil, China, France, Germany, India, Indonesia, Japan, Mexico, Philippines, Russian Federation, Singapore, South Africa, Republic of Korea, Switzerland, Thailand, United Kingdom, United States and Vietnam—collectively representing about 70% of global GDP. In total, the report's data set contains 313 unique responses by global companies, collectively representing more than 15 million employees (see Table 1 in Part 1).

Classification Frameworks for Jobs and Skills

Similar to the initial report, this year's report employed the Occupational Information Network (O*NET) framework for its categories of analysis for jobs, skills and tasks. O*NET was developed by the US Department of Labor in collaboration with its Bureau of Labor Statistics' Standard Classification of Occupations (SOC) and remains the most extensive and respected classification of its kind. In its unabridged form, the O*NET-SOC taxonomy includes detailed information on 974 individual occupations in the United States, grouped into approximately 20 broader job families, which are regularly revised and updated for new and emerging occupations to keep up with the changing occupational landscape.

For this edition of the report, the Generalized Work Activities segment of the O*NET methodology was used to form the list of tasks used in the survey. In addition, for the classification of skills, the report team employed an abridged version of the "Worker Characteristics" and Worker Requirement classifications; in particular, bundles 1.A., 1.C., 2.A., and 2.B. Additional details about the composition of the skills list used in this report can be found in Table A1.

Table A1: Classification of skills used, based on O*NET content model

Competency bundle	Competencies, O*NET	Description
Active learning and learning strategies	Active Learning	Understanding the implications of new information for both current and future problem-solving and decision-making.
	Learning Strategies	Selecting and using training/instructional methods and procedures appropriate for the situation when learning or teaching new things.
Reading, writing, math, active listening	Active Listening	Giving full attention to what other people are saying, taking time to understand the points being made, asking questions as appropriate, and not interrupting at inappropriate times.
	Mathematics	Using mathematics to solve problems.
	Reading Comprehension	Understanding written sentences and paragraphs in work related documents.
	Science	Using scientific rules and methods to solve problems.
	Speaking	Talking to others to convey information effectively.
	Writing	Communicating effectively in writing as appropriate for the needs of the audience.
Analytical thinking and innovation	Analytical Thinking	Job requires analyzing information and using logic to address work-related issues and problems.
	Innovation	Job requires creativity and alternative thinking to develop new ideas for and answers to work-related problems.
Attention to detail, trustworthiness	Attention to Detail	Job requires being careful about detail and thorough in completing work tasks.
	Dependability	Job requires being reliable, responsible, and dependable, and fulfilling obligations.
	Integrity	Job requires being honest and ethical.
Complex problem-solving	Complex Problem-Solving	Identifying complex problems and reviewing related information to develop and evaluate options and implement solutions.
Coordination and time management	Time Management	Managing one's own time and the time of others.
	Coordination	Adjusting actions in relation to others' actions.
Creativity, originality and initiative	Initiative	Job requires a willingness to take on responsibilities and challenges.
	Creativity	Workers on this job try out their own ideas.
	Responsibility	Workers on this job make decisions on their own.
	Autonomy	Workers on this job plan their work with little supervision.
	Originality	The ability to come up with unusual or clever ideas about a given topic or situation, or to develop creative ways to solve a problem.
Critical thinking and analysis	Critical Thinking	Using logic and reasoning to identify the strengths and weaknesses of alternative solutions, conclusions or approaches to problems.
	Monitoring	Monitoring/assessing performance of yourself, other individuals, or organizations to make improvements or take corrective action.
Emotional intelligence	Concern for Others	Job requires being sensitive to others' needs and feelings and being understanding and helpful on the job.
	Cooperation	Job requires being pleasant with others on the job and displaying a good-natured, cooperative attitude.
	Social Orientation	Job requires preferring to work with others rather than alone, and being personally connected with others on the job.
	Social Perceptiveness	Being aware of others' reactions and understanding why they react as they do.
Instruction, mentoring and teaching	Instructing	Teaching others how to do something.
	Training and Teaching Others	Identifying the educational needs of others, developing formal educational or training programs or classes, and teaching or instructing others.
Leadership and social influence	Leadership	Job requires a willingness to lead, take charge, and offer opinions and direction.
	Social Influence	Job requires having an impact on others in the organization, and displaying energy and leadership
Management of financial, material resources	Management of Financial Resources	Determining how money will be spent to get the work done, and accounting for these expenditures.
	Management of Material Resources	Obtaining and seeing to the appropriate use of equipment, facilities, and materials needed to do certain work.
Management of personnel	Management of Personnel Resources	Motivating, developing, and directing people as they work, identifying the best people for the job.

(Continued on next page)

Table A1: Classification of skills used, based on O*NET content model (cont'd.)

Competency bundle	Competencies, O*NET	Description
Manual dexterity, endurance and precision	Endurance	The ability to exert oneself physically over long periods without getting out of breath.
	Flexibility, Balance, and Coordination	Abilities related to the control of gross body movements.
	Physical Strength Abilities	Abilities related to the capacity to exert force.
	Control Movement Abilities	Abilities related to the control and manipulation of objects in time and space.
	Fine Manipulative Abilities	Abilities related to the manipulation of objects.
	Reaction Time and Speed Abilities	Abilities related to speed of manipulation of objects.
Memory, verbal, auditory and spatial abilities	Attentiveness	Abilities related to application of attention.
	Memory	Abilities related to the recall of available information.
	Perceptual Abilities	Abilities related to the acquisition and organization of visual information.
	Spatial Abilities	Abilities related to the manipulation and organization of spatial information.
	Verbal Abilities	Abilities that influence the acquisition and application of verbal information in problem-solving.
Persuasion and negotiation	Negotiation	Bringing others together and trying to reconcile differences.
	Persuasion	Persuading others to change their minds or behavior.
Quality control and safety awareness	Quality Control Analysis	Conducting tests and inspections of products, services, or processes to evaluate quality or performance.
Reasoning, problem solving and ideation	Idea Generation and Reasoning Abilities	Abilities that influence the application and manipulation of information in problem-solving.
	Quantitative Abilities	Abilities that influence the solution of problems involving mathematical relationships.
Resilience, stress tolerance and flexibility	Adaptability/Flexibility	Job requires being open to change (positive or negative) and to considerable variety in the workplace.
	Self Control	Job requires maintaining composure, keeping emotions in check, controlling anger, and avoiding aggressive behavior, even in very difficult situations.
	Stress Tolerance	Job requires accepting criticism and dealing calmly and effectively with high stress situations.
Service orientation	Service Orientation	Actively looking for ways to help people.
Systems analysis and evaluation	Judgment and Decision Making	Considering the relative costs and benefits of potential actions to choose the most appropriate one.
	Systems Analysis	Determining how a system should work and how changes in conditions, operations, and the environment will affect outcomes.
	Systems Evaluation	Identifying measures or indicators of system performance and the actions needed to improve or correct performance, relative to the goals of the system.
Technology design and programming	Programming	Writing computer programs for various purposes.
	Technology Design	Generating or adapting equipment and technology to serve user needs.
Technology installation and maintenance	Equipment Maintenance	Performing routine maintenance on equipment and determining when and what kind of maintenance is needed.
	Installation	Installing equipment, machines, wiring, or programs to meet specifications.
	Repairing	Repairing machines or systems using the needed tools.
Technology selection, monitoring and control	Equipment Selection	Determining the kind of tools and equipment needed to do a job.
	Operation and Control	Controlling operations of equipment or systems.
	Operation Monitoring	Watching gauges, dials, or other indicators to make sure a machine is working properly.
	Operations Analysis	Analyzing needs and product requirements to create a design.
Troubleshooting and user experience	Troubleshooting	Determining causes of operating errors and deciding what to do about them.
Visual, auditory and speech abilities	Auditory and Speech Abilities	Abilities related to auditory and oral input.
	Visual Abilities	Abilities related to visual sensory input.

Appendix B:

Industry and Regional

Group Classifications

Table B1: Classification of industries featured in the report

Industry Cluster	Industry
Automotive, Aerospace, Supply Chain and Transport	Automotive
	Aerospace
	Supply Chain and Transport
Aviation, Travel and Tourism	Aviation, Travel and Tourism
Chemistry, Advanced Materials and Biotechnology	Chemistry, Advanced Materials and Biotechnology
Consumer	Retail, Consumer Goods and Lifestyle
	Agriculture, Food and Beverage
Energy Utilities and Technologies	Energy Utilities
	Energy Technologies
Financial Services and Investors	Insurance and Asset Management
	Banking and Capital Markets
	Private Investors
	Institutional Investors
Global Health and Healthcare	Global Health and Healthcare
Information and Communication Technologies	Information Technology
	Telecommunications
	Electronics
Infrastructure	Infrastructure and Urbanisation
Mining and Metals	Mining and Metals
Oil and Gas	Oil and Gas
	Oil Field Services and Equipment
Professional Services	Professional Services

Table B2: Classification of regions, by country eligible for inclusion in the analysis

EAST ASIA AND THE PACIFIC	EASTERN EUROPE AND CENTRAL ASIA	LATIN AMERICA AND THE CARIBBEAN	MIDDLE EAST AND NORTH AFRICA	NORTH AMERICA	SOUTH ASIA	SUB-SAHARAN AFRICA	WESTERN EUROPE
Australia	Albania	Argentina	Algeria	Canada	Bangladesh	Angola	Austria
Brunei Darussalam	Armenia	Bahamas	Bahrain	United States	Bhutan	Benin	Belgium
Cambodia	Azerbaijan	Barbados	Egypt		India	Botswana	Cyprus
China	Belarus	Belize	Iran, Islamic Rep.		Maldives	Burkina Faso	Denmark
Fiji	Bosnia and Herzegovina	Bolivia	Iraq		Nepal	Burundi	Finland
Indonesia	Bulgaria	Brazil	Israel		Pakistan	Cameroon	France
Japan	Croatia	Chile	Jordan		Sri Lanka	Cape Verde	Germany
Korea, Rep.	Czech Republic	Colombia	Kuwait			Chad	Greece
Lao PDR	Estonia	Costa Rica	Lebanon			Côte d'Ivoire	Iceland
Malaysia	Georgia	Cuba	Mauritania			Eritrea	Ireland
Mongolia	Hungary	Dominican Republic	Morocco			Ethiopia	Italy
Myanmar	Kazakhstan	Ecuador	Oman			Gabon	Luxembourg
New Zealand	Kyrgyz Republic	Guatemala	Qatar			Gambia, The	Malta
Philippines	Latvia	Haiti	Saudi Arabia			Ghana	Netherlands
Singapore	Lithuania	Guyana	Syria			Guinea	Norway
Thailand	Macedonia	Honduras	Tunisia			Kenya	Portugal
Timor-Leste	Moldova	Jamaica	Turkey			Lesotho	Spain
Vietnam	Montenegro	Jamaica	United Arab Emirates			Liberia	Sweden
	Poland	Mexico	Yemen			Madagascar	Switzerland
	Romania	Nicaragua				Malawi	United Kingdom
	Russian Federation	Panama				Mali	
	Serbia	Paraguay				Mauritius	
	Slovak Republic	Peru				Mozambique	
	Slovenia	Suriname				Namibia	
	Tajikistan	Trinidad and Tobago				Nigeria	
	Ukraine	Uruguay				Rwanda	
	Uzbekistan	Venezuela				Senegal	
						Sierra Leone	
						South Africa	
						Swaziland	
						Tanzania	
						Uganda	
						Zambia	
						Zimbabwe	

Part 2

Industry and Country/Region Profiles

User's Guide: How to Read the Industry and Country/Region Profiles

Part 2 of the report presents findings through an industry and country lens, with the aim of providing specific practical information to decision-makers and experts from academia, business, government and civil society. Complementing the cross-industry and cross-country analysis of results in Part 1, it provides deeper granularity for a given industry, country or region through dedicated Industry Profiles and Country/Region Profiles. Profiles are intended to provide interested companies and policy-makers with the opportunity to benchmark themselves relative to the range of expectations prevalent in their industry and/or country. This User's Guide provides an overview of the information contained in the various Industry Profiles and Country/Region Profiles and its appropriate interpretation.

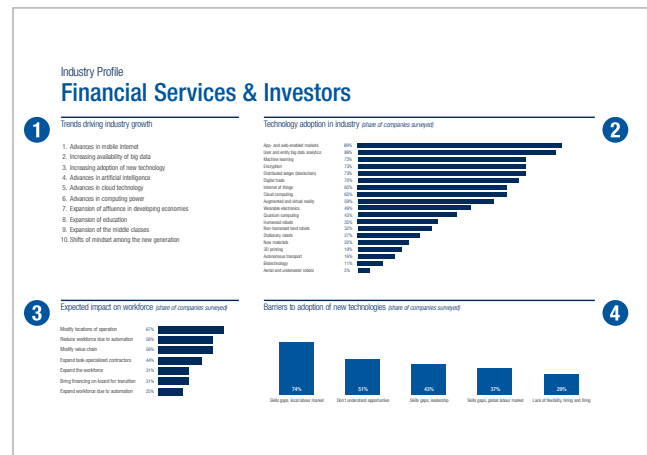
Industry Profiles

1 Trends driving industry growth

The first section of each Industry Profile provides an overview of the top socio-economic trends and technological disruptions expected to positively affect the growth of the industry over the 2018–2022 period, ranked according to the share of survey respondents from the industry who selected the stated trend as one of the top drivers of growth for their industry. For a more detailed discussion of each trend, please refer to the **Strategic Drivers of New Business Models** section in Part 1 of the report.

2 Technology adoption in industry

The bar chart represents the share of survey respondents from the industry who indicated that, by 2022, their company was “likely” or “very likely” (on a 5-point scale) to have adopted the stated technology as part of its growth strategy. For a more detailed discussion of each technology, please refer to the section **Strategic Drivers of New Business Models** section in Part 1 of the report.



3 Expected impact on workforce

This bar chart represents the share of survey respondents from the industry who expect their company to have adopted the stated measure(s) over the 2018–2022 period as part of their current growth strategy. For a more detailed discussion of each measure, please refer to the **The 2022 Jobs Landscape** section in Part 1 of the report.

4 Barriers to adoption of new technologies

This bar chart represents the five biggest perceived barriers to adopting new technologies across the industry, as measured by the share of survey respondents from the industry who selected the stated obstacle as one of the top

impediments to successful new technology adoption faced by their company. The data featured in the Industry Profile represents additional supplementary information beyond the high-level overview provided in Part 1 of the report.

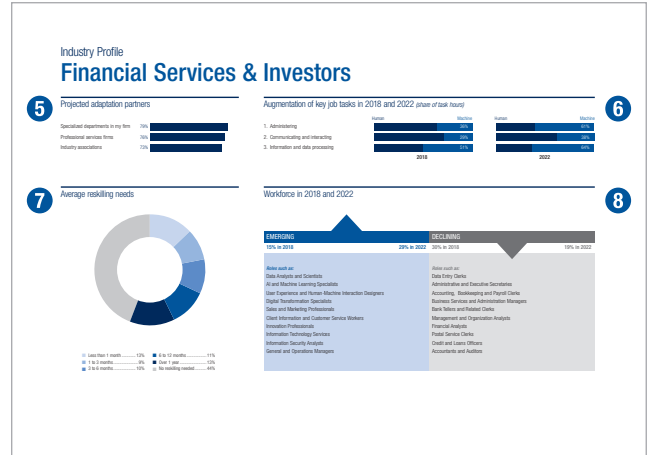
5 Projected adaptation partners

The bar chart in the first section of the second page of the Industry Profile represents the share of survey respondents from the industry who indicated that their company was “likely” or “very likely” (on a 5-point scale) to collaborate with the stated partner entity over the 2018–2022 period to develop measures and strategies for adaptation to the trends and disruptions expected to affect the industry. For a more detailed discussion of adaptation partner collaboration intentions, please refer to the **The Reskilling Imperative** section in Part 1 of the report.

6 Augmentation of key job tasks in 2018 and 2022

Bar charts in this section represent the expected evolution of human-machine collaboration over the 2018–2022 period across the industry. The column labels on the left-hand side of the section report the three most common job tasks, in terms of total task hours, performed across the totality of jobs in the industry. The **2018** column reports the total share of task hours contributed to the achievement of the job task by human workers on the one hand, and by machines or algorithms on the other. For example, if the respective shares were 75% and 25%, respectively, for every hour spent on performing the task in the industry, 45 minutes would have been expended by human workers and 15 minutes by machines or algorithms. The **2022** column reports the expected evolution of this human-machine division of labour across the industry by the stated year.

Note that the diagrams measure the *relative change* in contribution by human workers and machines, not the absolute underlying number of task hours—meaning that there is no “zero-sum” competition between the two. For example, a reduction in the relative share of task hours contributed to a specific task by human workers could be entirely due to increased machine productivity over the 2018–2022 period, rather than a reduction in the absolute number of work hours spent on the task by human workers. For a more detailed discussion of this issue, please refer to the **From Automation to Augmentation** section in Part 1 of the report.



7 Average reskilling needs

This section highlights the expected reskilling needs over the 2018–2022 period across the industry. The diagram represents the distribution of the industry workforce according to the expected average timeframe required to retrain or upskill affected workers—either in order to equip the industry’s workforce with the skills needed to seize new opportunities created by the trends and disruptions expected to affect the industry, or in order to avoid losing competitiveness due to the obsolescence of the workforce’s existing skillsets. For a more detailed discussion of expected reskilling needs, please refer to the **The Reskilling Imperative** section in Part 1 of the report.

8 Workforce in 2018 and 2022

This table provides an overview of expected developments in the industry-specific job roles most frequently mentioned by survey respondents from the industry. The blue column highlights emerging job roles for the industry in question and indicates their expected total employment share within the industry workforce in 2018 and 2022. Analogously, the grey column highlights declining job roles for the industry in question and indicates their expected total employment share within the industry workforce in 2018 and 2022. The individual job roles listed underneath each category are for illustrative purposes and report the job roles most frequently cited by survey respondents from the industry. Categorization of job roles is adapted from the O*NET labour market information system (please see **Appendix A: Report Methodology** for details).

Country/Region Profiles

1 Factors determining job location decisions

The first section of each Country/Region Profile provides an overview of the factors determining job location decisions at a global level for companies operating in the country or region. On the one hand, policy-makers may use the information provided to benchmark the country on the priority factors identified by each industry to determine opportunities for the country to build up its future talent pool in a targeted manner. On the other hand, the information provided might also prove useful to evaluate the potential risk posed by new technologies and shifting comparative advantage that might affect future company and industry location decisions in relation to the country. For a more detailed discussion of this issue, please refer to the **The Future of Jobs across Regions** section in Part 1 of the report.

2 Technology adoption

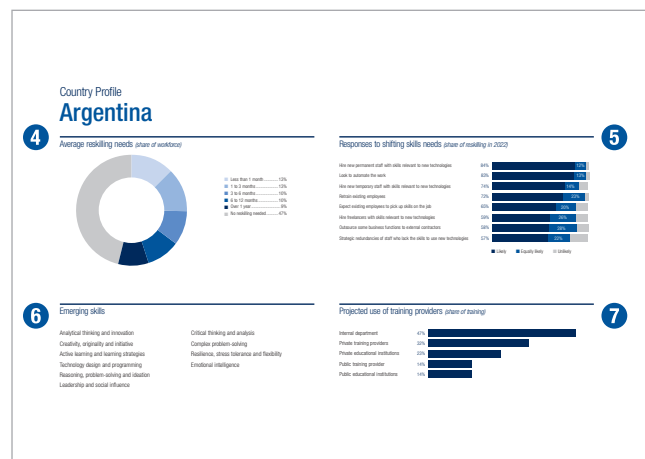

This bar chart represents the share of survey respondents from companies operating in the country in question who indicated that, by 2022, their company was “likely” or “very likely” (on a 5-point scale) to have adopted the stated technology as part of its growth strategy. For a more detailed discussion of each technology, please refer to the **Strategic Drivers of New Business Models** section in Part 1 of the report.

3 Emerging job roles

This table provides an overview of job roles expected to experience an increase in demand across the country over the 2018–2022 period. The individual job roles listed are for illustrative purposes and report the job roles most frequently cited by survey respondents from companies operating in the country. Categorization of job roles is adapted from the O*NET labour market information system (please see **Appendix A: Report Methodology** for details).

4 Average reskilling needs

The first section of the second page of the Country/Region Profile highlights the expected reskilling needs over the 2018–2022 period across the country. The diagram represents the distribution of the country’s workforce according to the expected average timeframe required to retrain or upskill affected workers—either in order to equip the country’s workforce with the skills needed to seize new opportunities created by the trends and disruptions expected to affect businesses operating in the country in question, or in order to avoid losing competitiveness due to the obsolescence of the workforce’s existing skillsets. For a more detailed discussion of expected reskilling needs,



please refer to the **The Reskilling Imperative** section in Part 1 of the report.

5 Responses to shifting skills needs

This stacked bar chart is a diagrammatic representation of the share of survey respondents from companies operating in the country in question who indicated that, by 2022, their company was either “likely” or “very likely” (on a 5-point scale) to have implemented the stated response measure to shifting skills needs within its industry, that their company was yet “undecided” about introducing the response measure in question, or who questioned the need for introducing the stated response measure and therefore indicated that their company was “unlikely” or “very unlikely” (on a 5-point scale) to adopt it. The stacked bars are ordered by the overall proportion of survey respondents from companies operating in the country who considered introduction of the respective response measures “likely” or “very likely”—providing a sense of the total shifting skills needs response profile across companies operating in the country. Underlying responses have been rounded and may therefore not exactly add up to 100%. For a more detailed discussion of expected

reskilling response strategies, please refer to the **The Reskilling Imperative** section in Part 1 of the report.

6 Emerging skills

This table provides an outlook on the expected evolution of workforce skills demand over the 2018–2022 period across the country. The individual skills listed are for illustrative purposes and report the skills most frequently cited by survey respondents from companies operating in the country. Categorization of skills is adapted from the O*NET labour market information system. For a detailed description of each skill, please see Table A1 in the **Appendix A: Report Methodology** section in v of the report.

7 Projected use of training providers

This bar chart represents the share of survey respondents from companies operating in the country who expect their company to make use of the stated education and training provider(s) over the 2018–2022 period to deliver reskilling and upskilling opportunities to their current workforce. For a more detailed discussion of companies' retraining and upskilling intentions, please refer to **The Reskilling Imperative** section in Part 1 of the report.

Index of Profiles

Industry Profiles

Automotive, Aerospace, Supply Chain & Transport	42
Aviation, Travel & Tourism	44
Chemistry, Advanced Materials & Biotechnology	46
Consumer	48
Energy Utilities & Technologies	50
Financial Services & Investors	52
Global Health & Healthcare	54
Information & Communication Technologies	56
Infrastructure	58
Mining & Metals	60
Oil & Gas	62
Professional Services	64

Country/Region Profiles

Argentina.....	68	Central Asia.....	108
Australia	70	East Asia and the Pacific	110
Brazil	72	Eastern Europe	112
China	74	Latin America and the Caribbean	114
France.....	76	Middle East and North Africa	116
Germany	78	North America.....	118
India	80	South Asia	120
Indonesia	82	Sub-Saharan Africa.....	122
Japan.....	84	Western Europe	124
Korea, Rep.....	86		
Mexico	88		
Philippines.....	90		
Russian Federation	92		
Singapore	94		
South Africa	96		
Switzerland	98		
Thailand	100		
United Kingdom	102		
United States	104		
Vietnam.....	106		

Industry Profiles

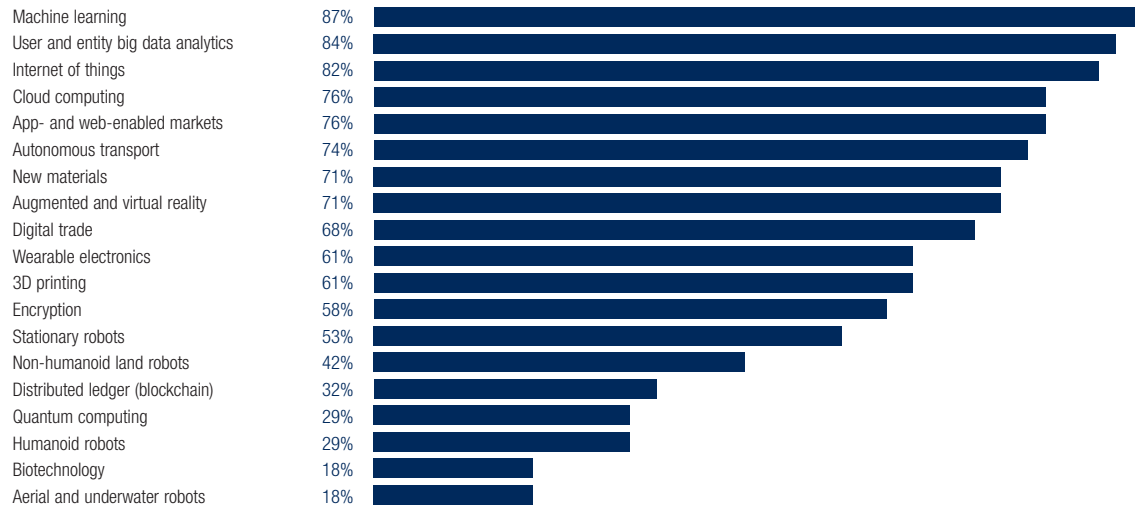
Industry Profile

Automotive, Aerospace, Supply Chain & Transport

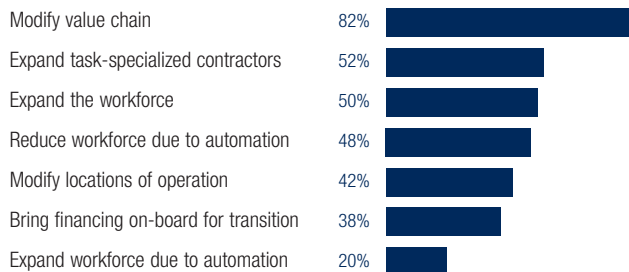
Trends driving industry growth

1. Increasing adoption of new technology
2. Advances in artificial intelligence
3. Increasing availability of big data
4. Shifts in national economic growth
5. Advances in new energy supplies and technologies
6. Advances in mobile internet
7. Advances in cloud technology
8. Expansion of affluence in developing economies
9. Advances in computing power
10. Advances in devices bridging the human-machine divide

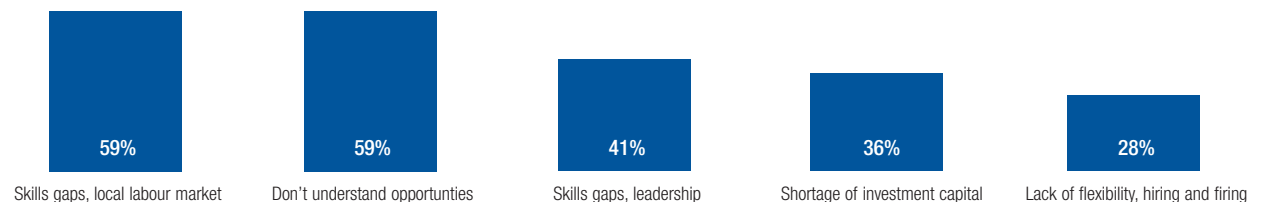
Technology adoption in industry *(share of companies surveyed)*



Expected impact on workforce *(share of companies surveyed)*



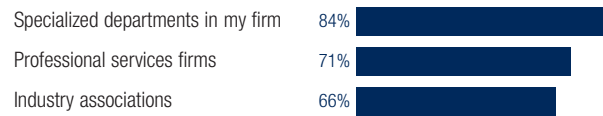
Barriers to adoption of new technologies *(share of companies surveyed)*



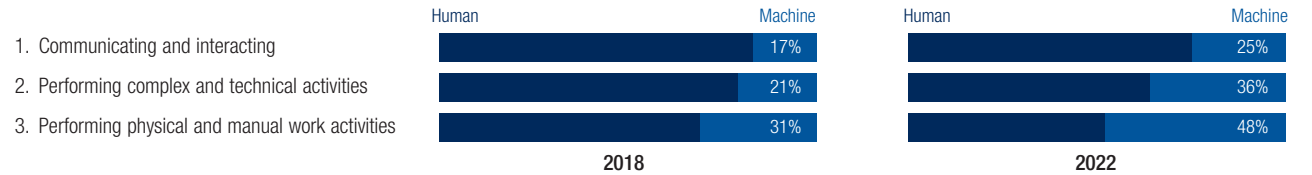
Industry Profile

Automotive, Aerospace, Supply Chain & Transport

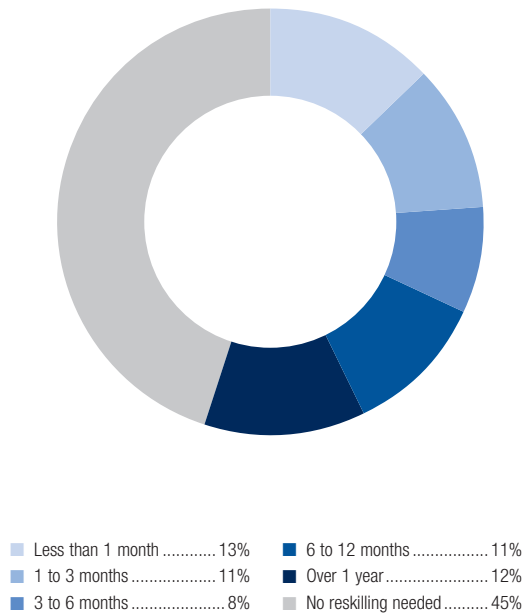
Projected adaptation partners



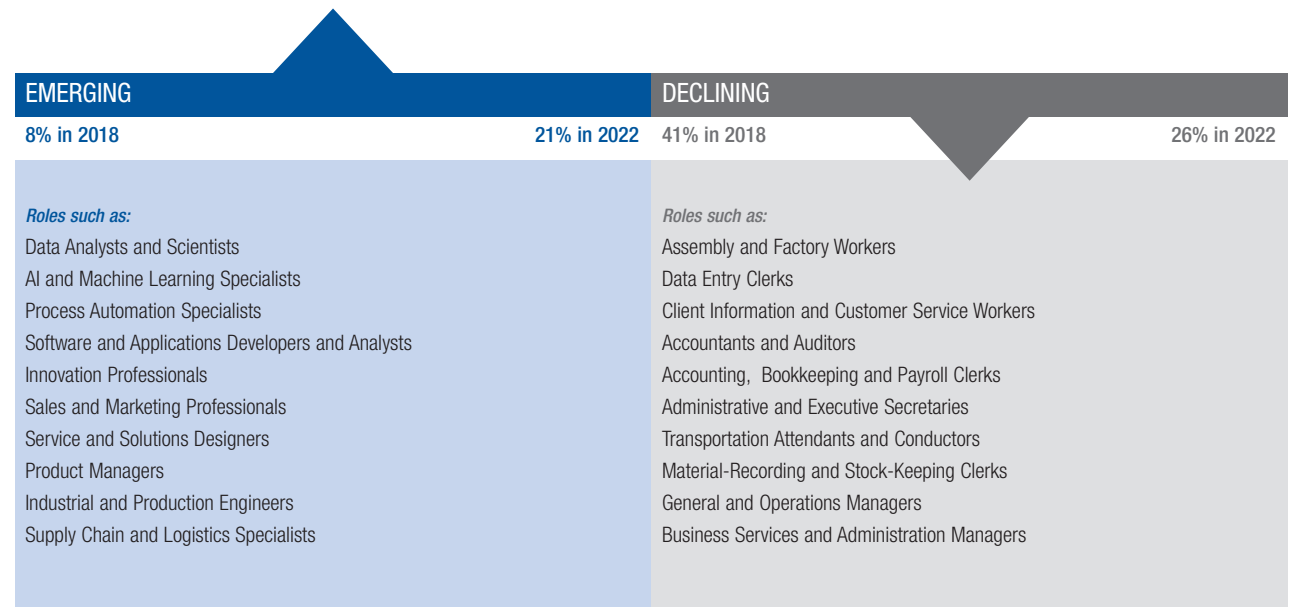
Augmentation of key job tasks in 2018 and 2022 (share of task hours)



Average reskilling needs (share of workforce)



Workforce in 2018 and 2022



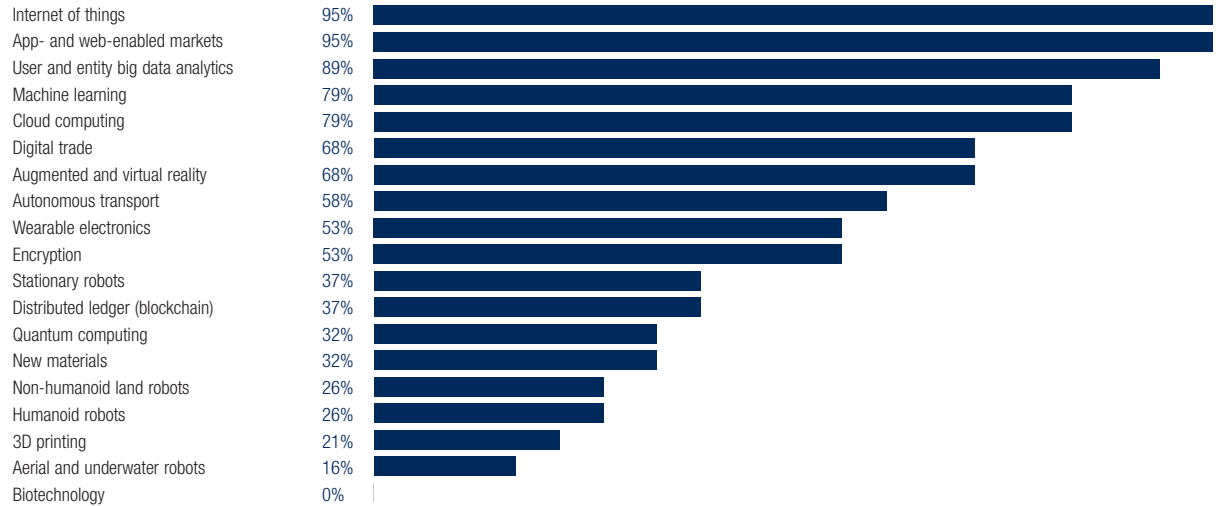
Industry Profile

Aviation, Travel & Tourism

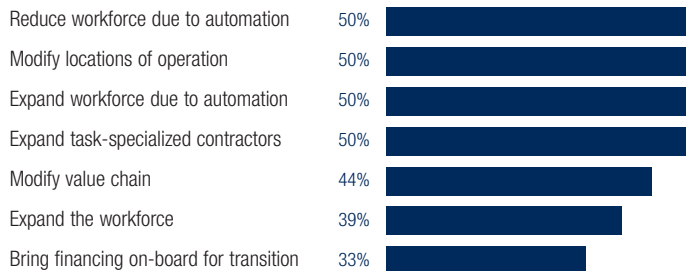
Trends driving industry growth

1. Advances in mobile internet
2. Increasing adoption of new technology
3. Expansion of affluence in developing economies
4. Advances in artificial intelligence
5. Expansion of the middle classes
6. Expansion of education
7. Increasing availability of big data
8. Increasing frequency of new working arrangements
9. Shifts in national economic growth
10. Advances in cloud technology

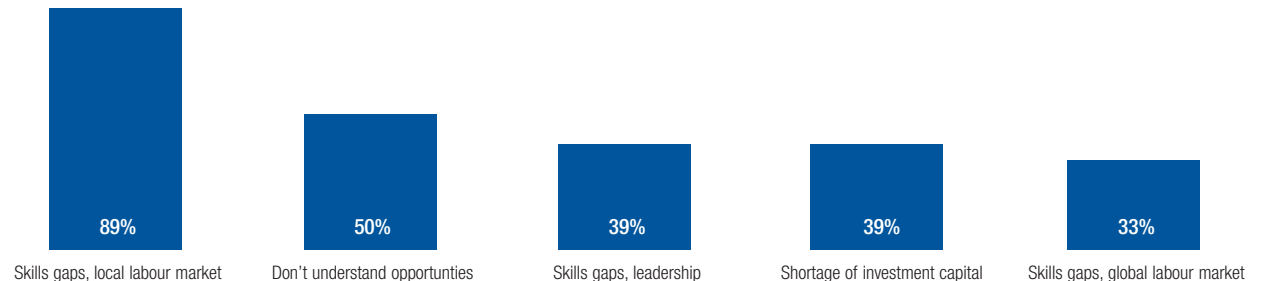
Technology adoption in industry *(share of companies surveyed)*



Expected impact on workforce *(share of companies surveyed)*



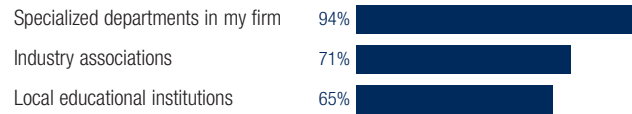
Barriers to adoption of new technologies *(share of companies surveyed)*



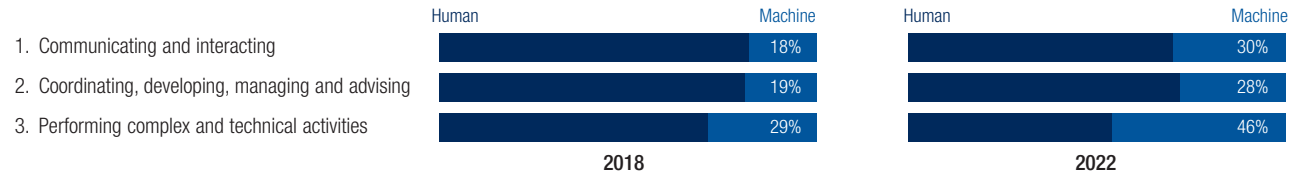
Industry Profile

Aviation, Travel & Tourism

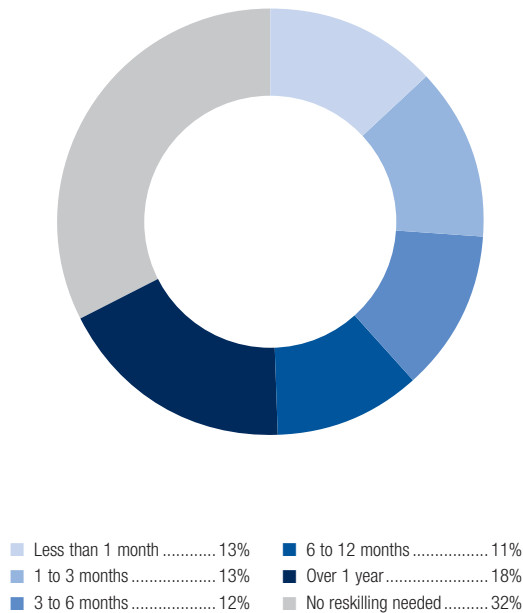
Projected adaptation partners



Augmentation of key job tasks in 2018 and 2022 (share of task hours)



Average reskilling needs (share of workforce)



Workforce in 2018 and 2022



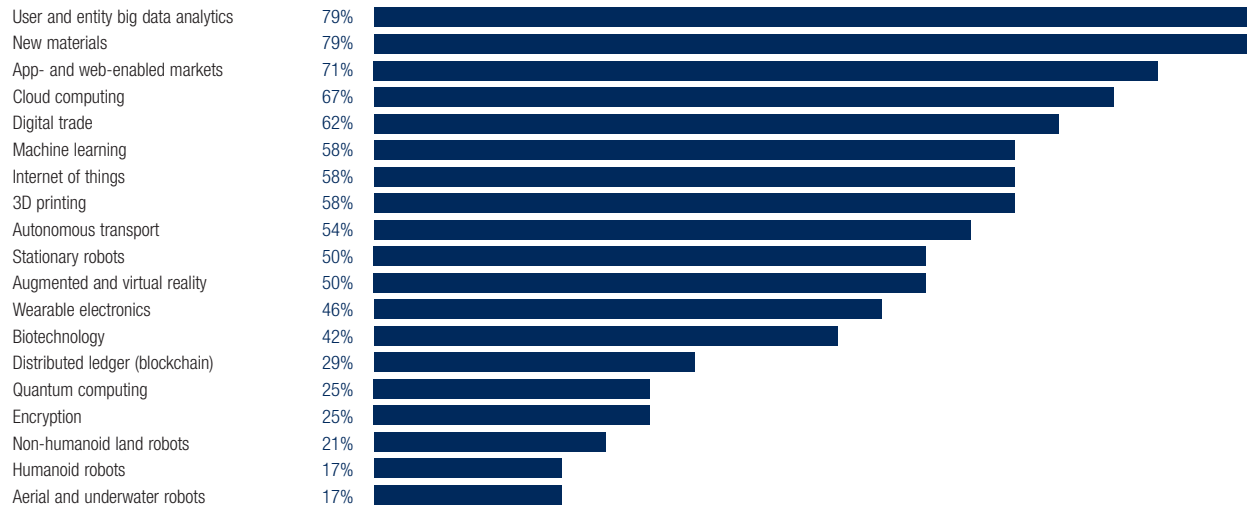
Industry Profile

Chemistry, Advanced Materials & Biotechnology

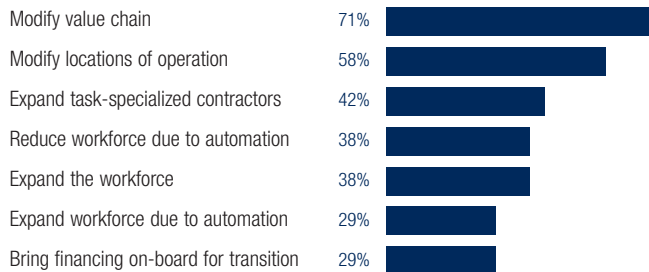
Trends driving industry growth

1. Increasing adoption of new technology
2. Expansion of affluence in developing economies
3. Increasing availability of big data
4. Advances in new energy supplies and technologies
5. Shifts in global macroeconomic growth
6. Shifts in national economic growth
7. Advances in artificial intelligence
8. Advances in computing power
9. Expansion of the middle classes
10. Increasing urbanization

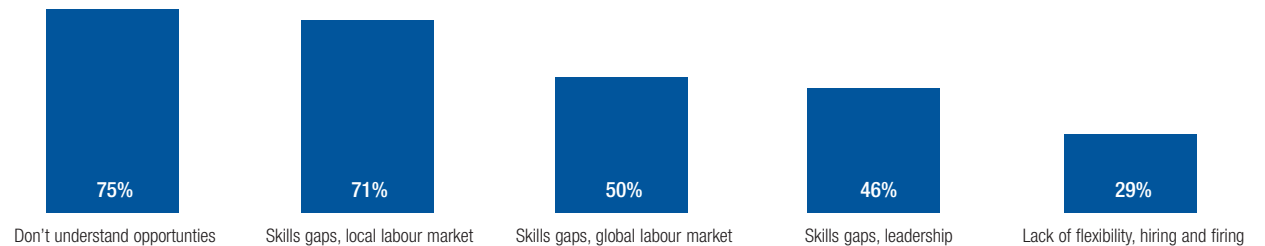
Technology adoption in industry *(share of companies surveyed)*



Expected impact on workforce *(share of companies surveyed)*



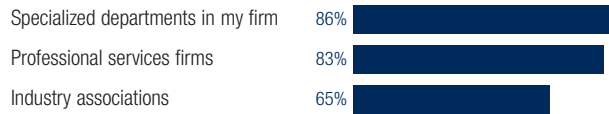
Barriers to adoption of new technologies *(share of companies surveyed)*



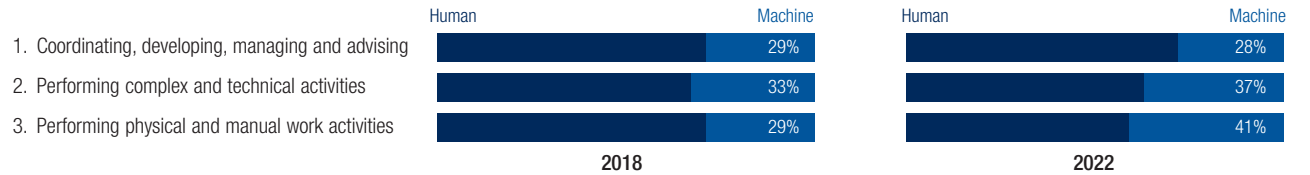
Industry Profile

Chemistry, Advanced Materials & Biotechnology

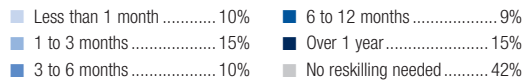
Projected adaptation partners



Augmentation of key job tasks in 2018 and 2022 (share of task hours)



Average reskilling needs (share of workforce)



Workforce in 2018 and 2022



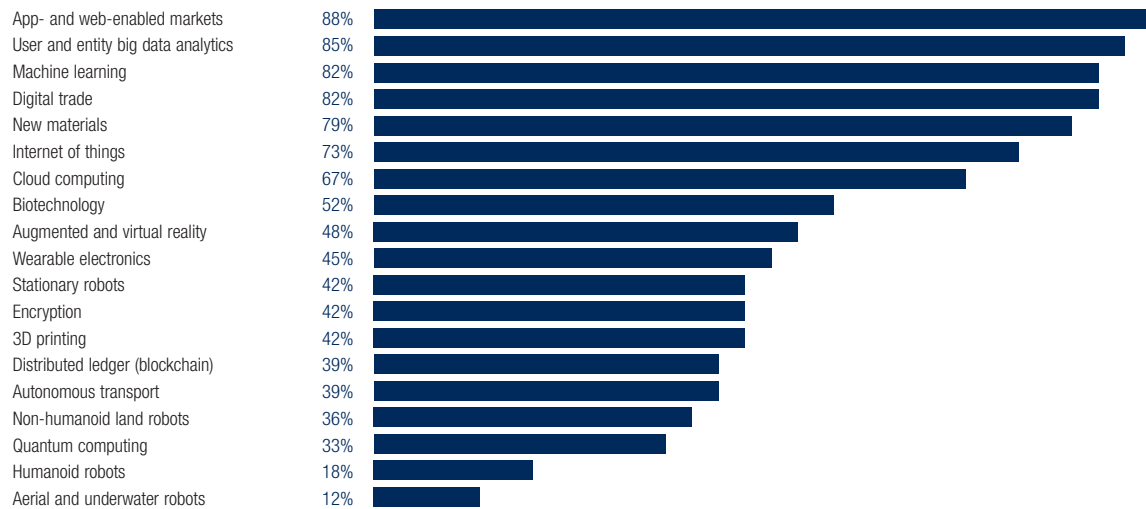
Industry Profile

Consumer

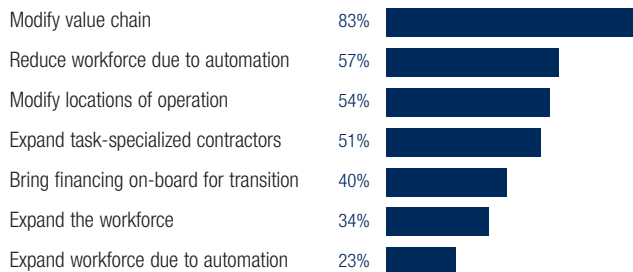
Trends driving industry growth

1. Advances in mobile internet
2. Advances in artificial intelligence
3. Shifts of mindset among the new generation
4. Increasing adoption of new technology
5. Increasing availability of big data
6. Increasing urbanization
7. Shifts in national economic growth
8. Advances in new energy supplies and technologies
9. Expansion of affluence in developing economies
10. Expansion of the middle classes

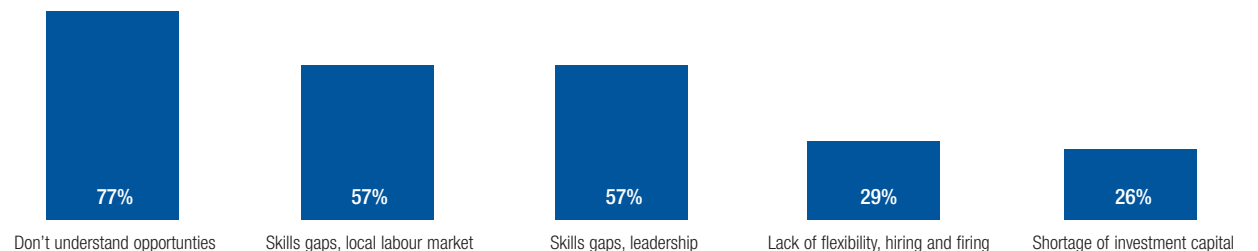
Technology adoption in industry *(share of companies surveyed)*



Expected impact on workforce *(share of companies surveyed)*



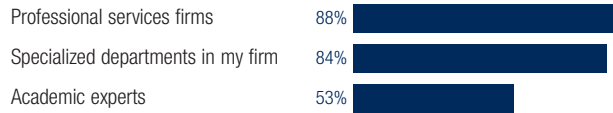
Barriers to adoption of new technologies *(share of companies surveyed)*



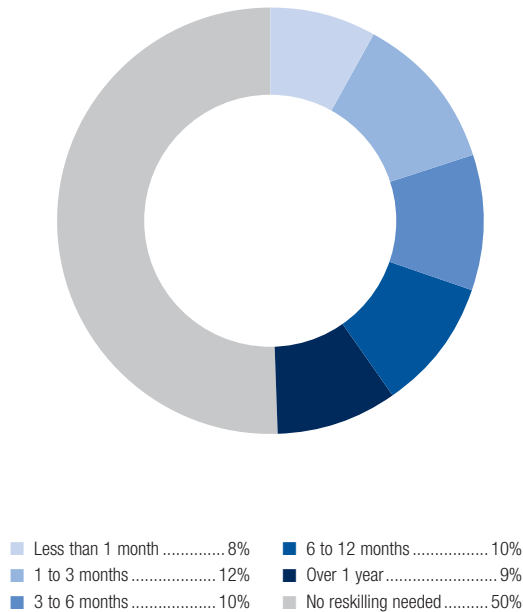
Industry Profile

Consumer

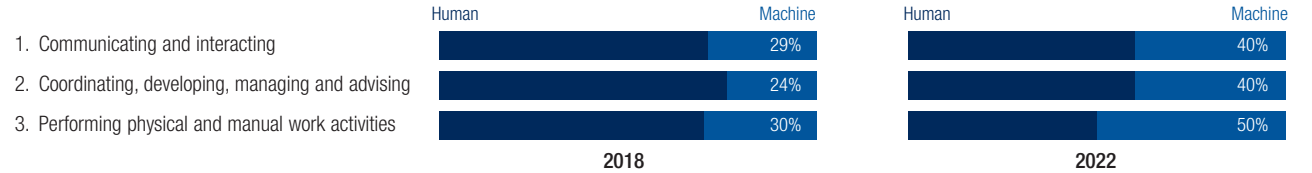
Projected adaptation partners



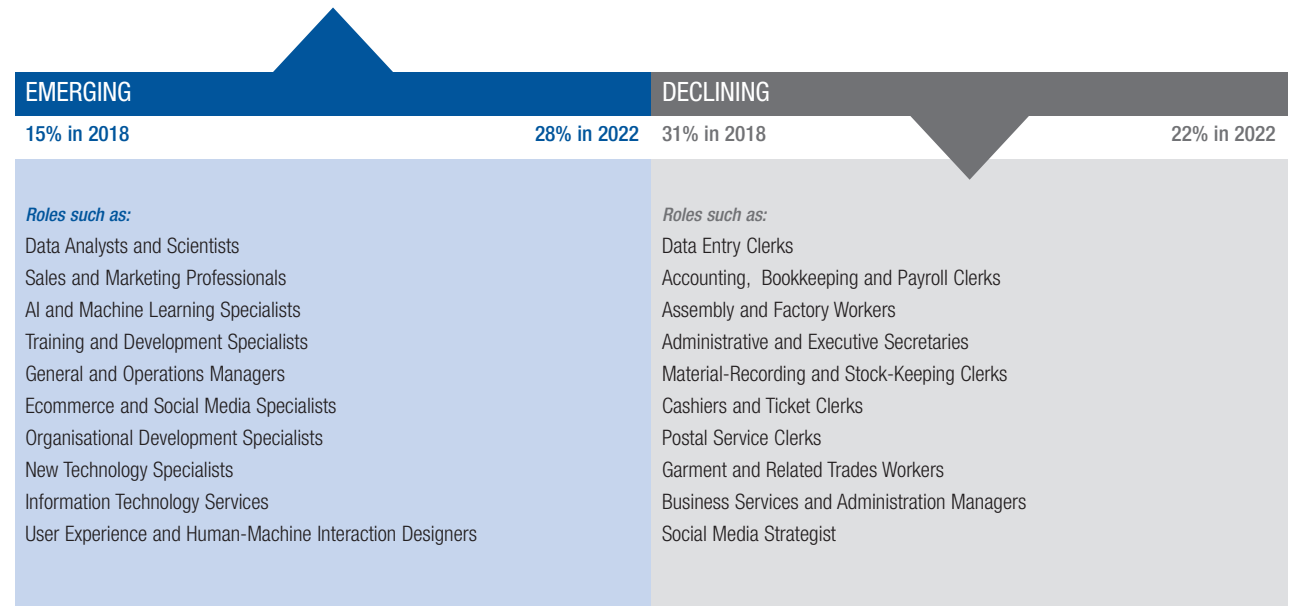
Average reskilling needs (share of workforce)



Augmentation of key job tasks in 2018 and 2022 (share of task hours)



Workforce in 2018 and 2022



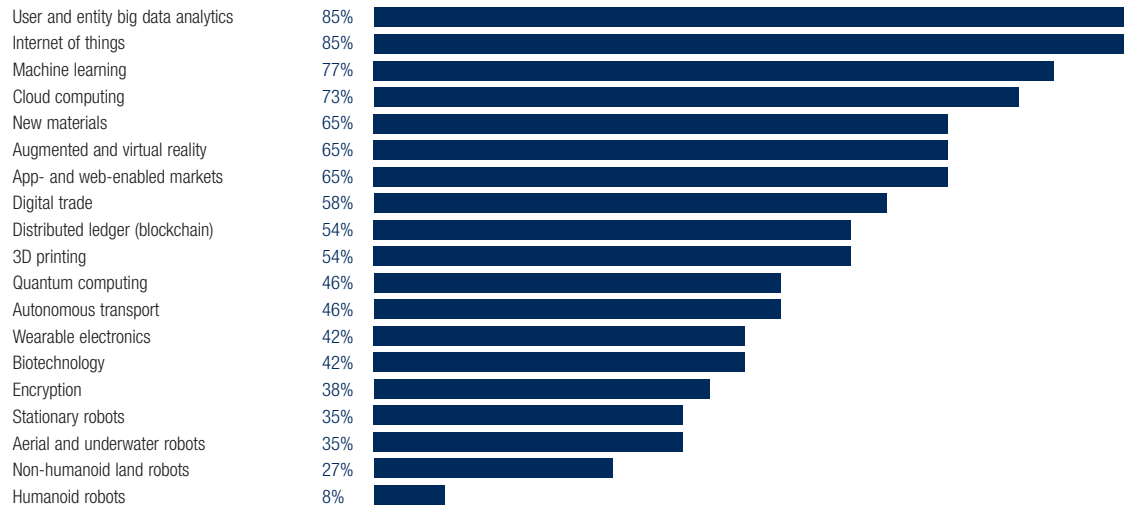
Industry Profile

Energy Utilities & Technologies

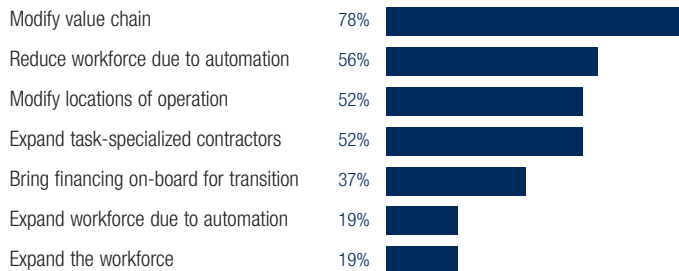
Trends driving industry growth

1. Advances in new energy supplies and technologies
2. Increasing availability of big data
3. Advances in artificial intelligence
4. Advances in cloud technology
5. Advances in computing power
6. Increasing adoption of new technology
7. Expansion of education
8. Advances in mobile internet
9. Effects of climate change
10. Expansion of affluence in developing economies

Technology adoption in industry *(share of companies surveyed)*



Expected impact on workforce *(share of companies surveyed)*



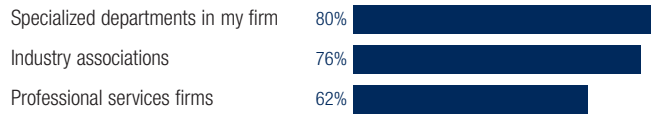
Barriers to adoption of new technologies *(share of companies surveyed)*



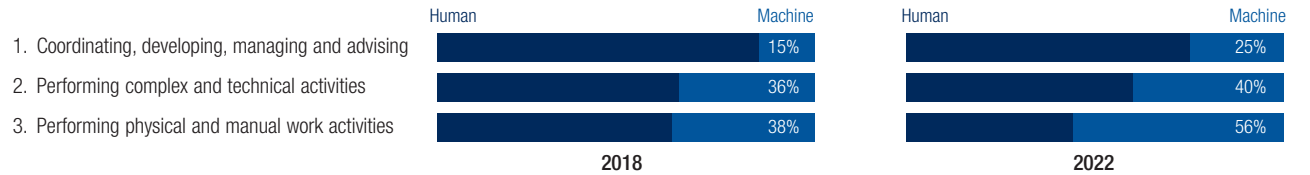
Industry Profile

Energy Utilities & Technologies

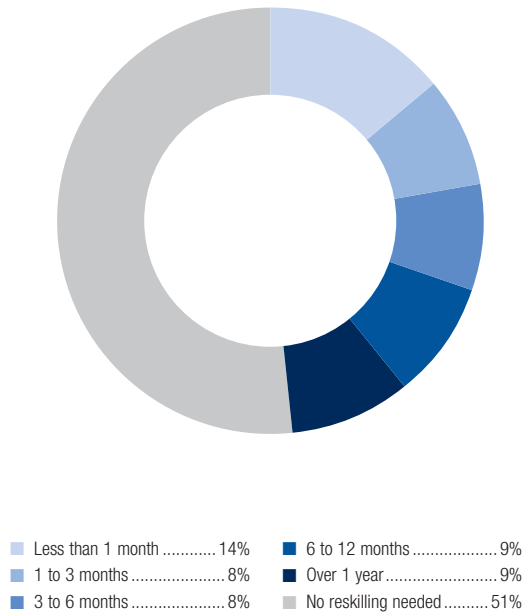
Projected adaptation partners



Augmentation of key job tasks in 2018 and 2022 (share of task hours)



Average reskilling needs (share of workforce)



Workforce in 2018 and 2022



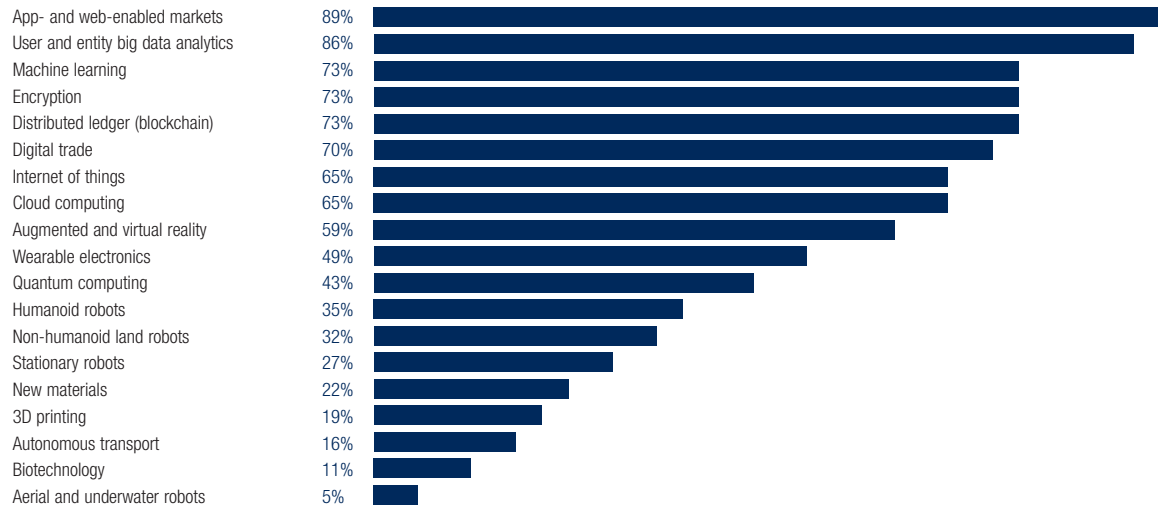
Industry Profile

Financial Services & Investors

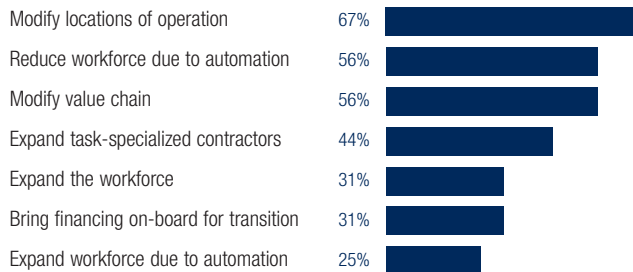
Trends driving industry growth

1. Advances in mobile internet
2. Increasing availability of big data
3. Increasing adoption of new technology
4. Advances in artificial intelligence
5. Advances in cloud technology
6. Advances in computing power
7. Expansion of affluence in developing economies
8. Expansion of education
9. Expansion of the middle classes
10. Shifts of mindset among the new generation

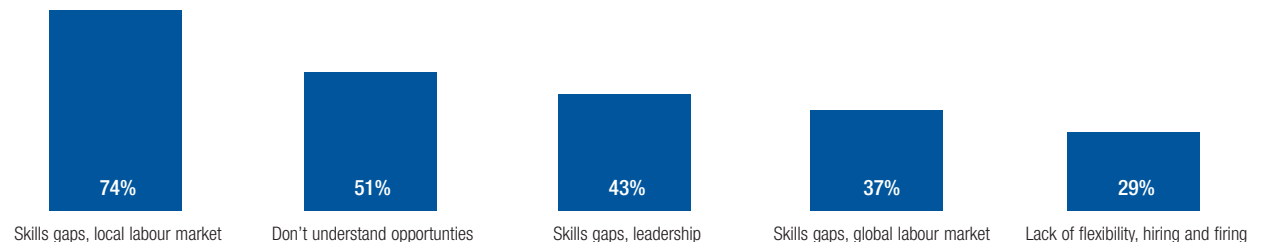
Technology adoption in industry *(share of companies surveyed)*



Expected impact on workforce *(share of companies surveyed)*



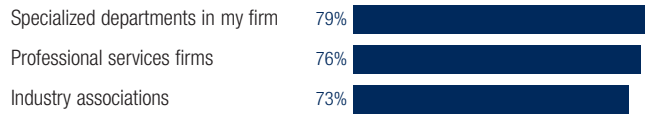
Barriers to adoption of new technologies *(share of companies surveyed)*



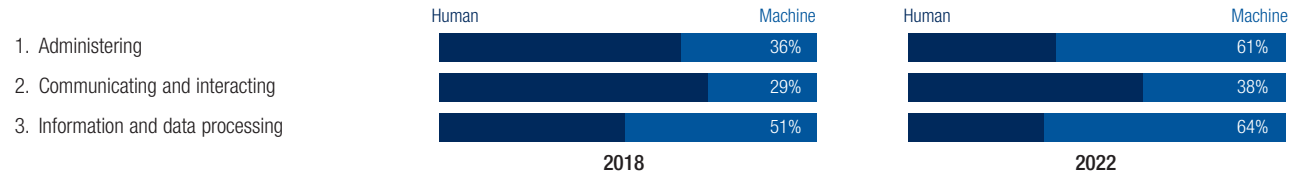
Industry Profile

Financial Services & Investors

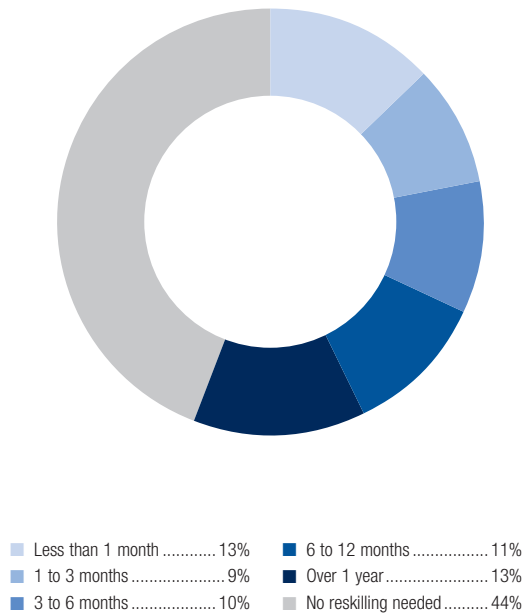
Projected adaptation partners



Augmentation of key job tasks in 2018 and 2022 (share of task hours)



Average reskilling needs (share of workforce)



Workforce in 2018 and 2022



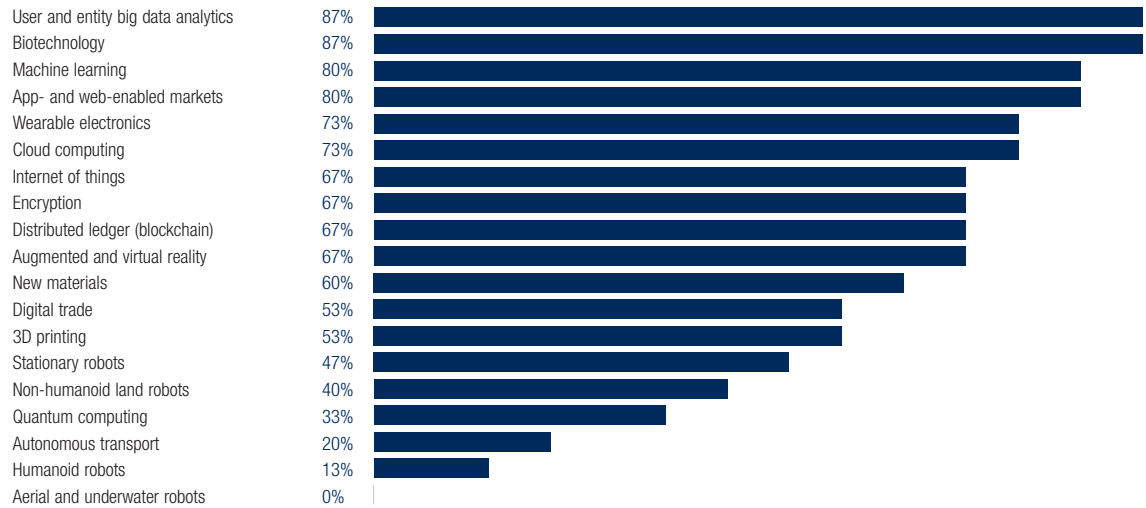
Industry Profile

Global Health & Healthcare

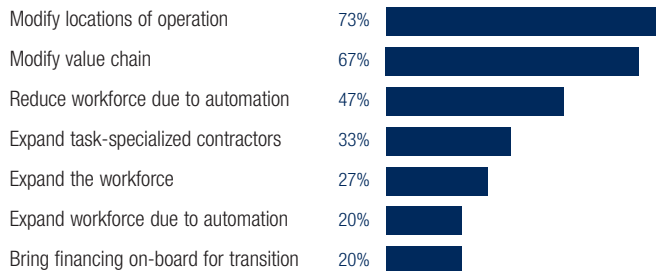
Trends driving industry growth

1. Increasingly ageing societies
2. Advances in artificial intelligence
3. Expansion of affluence in developing economies
4. Expansion of the middle classes
5. Increasing adoption of new technology
6. Increasing availability of big data
7. Shifts in global macroeconomic growth
8. Shifts in national economic growth
9. Advances in mobile internet
10. Expansion of education

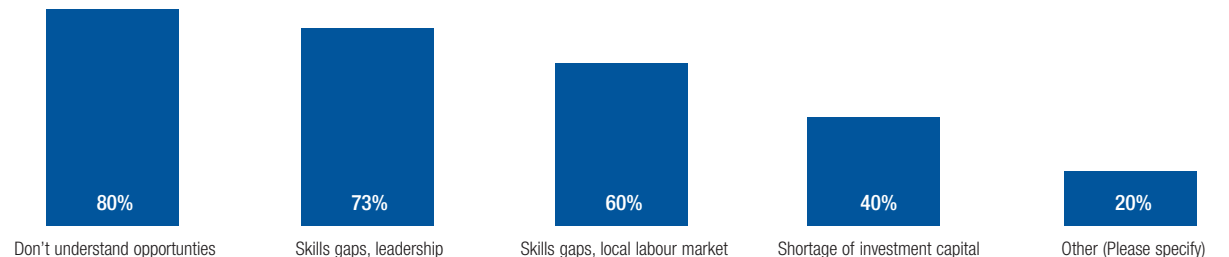
Technology adoption in industry *(share of companies surveyed)*



Expected impact on workforce *(share of companies surveyed)*



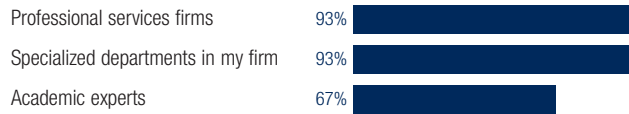
Barriers to adoption of new technologies *(share of companies surveyed)*



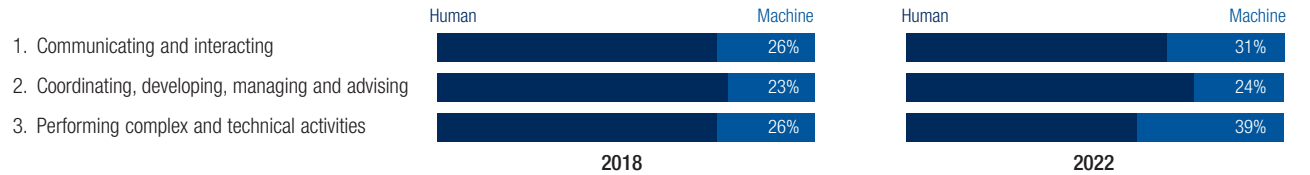
Industry Profile

Global Health & Healthcare

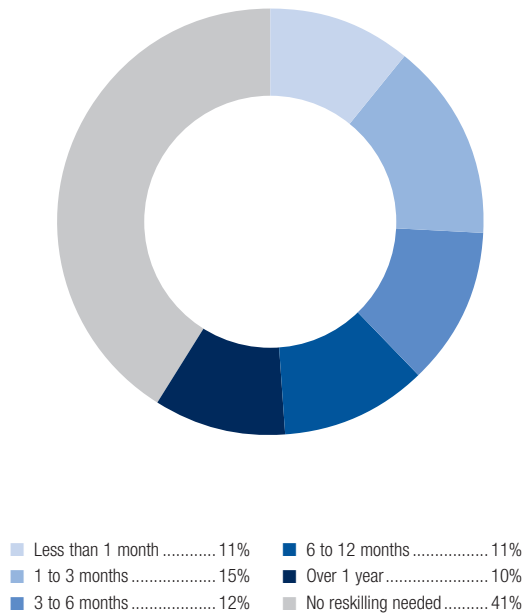
Projected adaptation partners



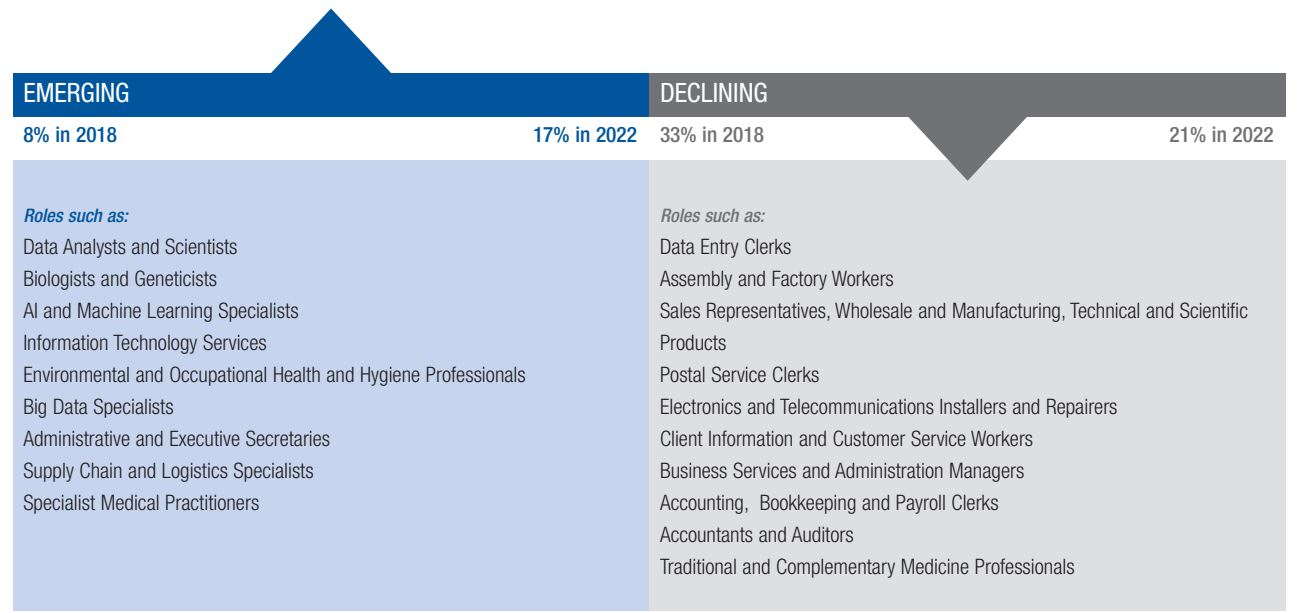
Augmentation of key job tasks in 2018 and 2022 (share of task hours)



Average reskilling needs (share of workforce)



Workforce in 2018 and 2022



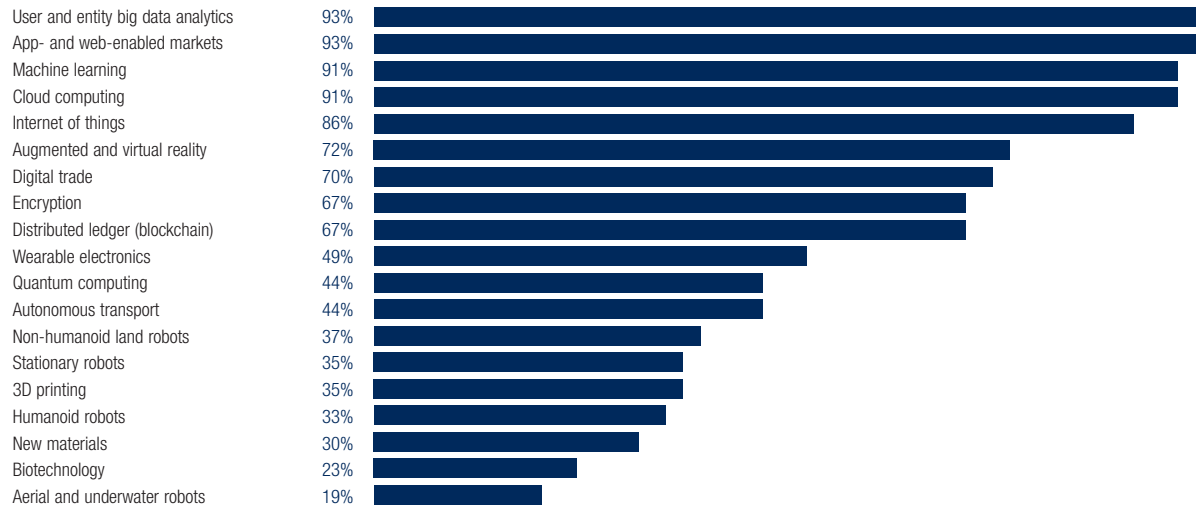
Industry Profile

Information & Communication Technologies

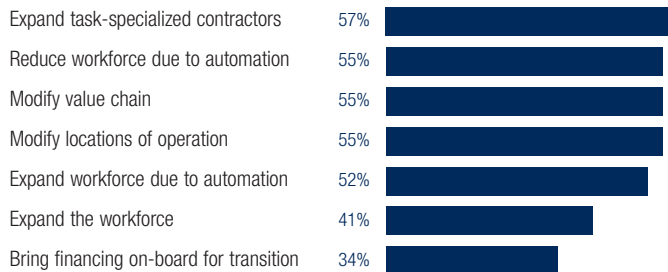
Trends driving industry growth

1. Increasing adoption of new technology
2. Advances in cloud technology
3. Increasing availability of big data
4. Advances in mobile internet
5. Advances in computing power
6. Advances in artificial intelligence
7. Advances in devices bridging the human-machine divide
8. Expansion of affluence in developing economies
9. Expansion of education
10. Advances in new energy supplies and technologies

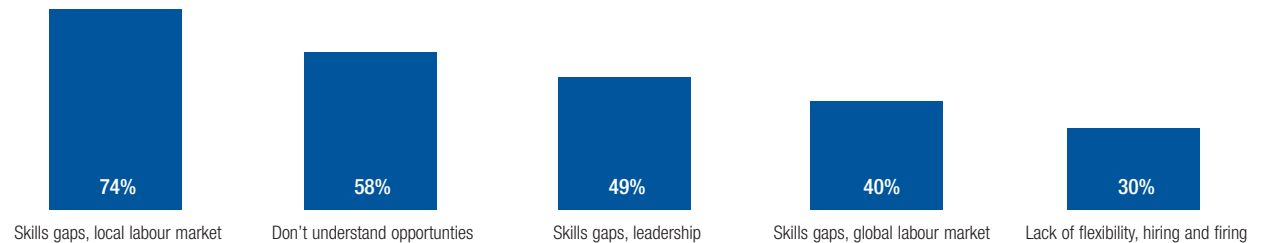
Technology adoption in industry *(share of companies surveyed)*



Expected impact on workforce *(share of companies surveyed)*



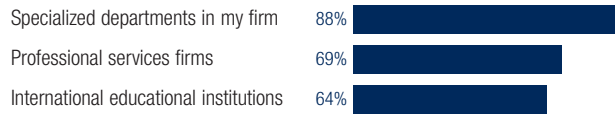
Barriers to adoption of new technologies *(share of companies surveyed)*



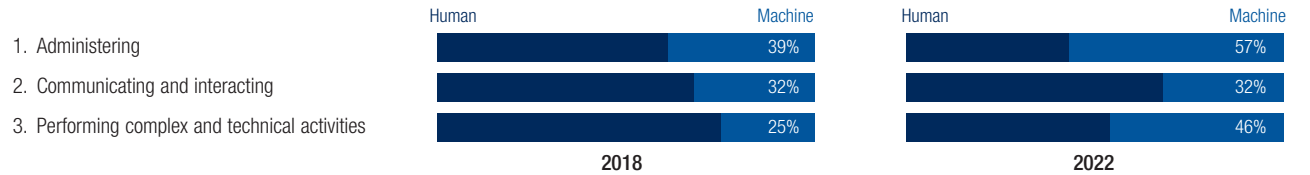
Industry Profile

Information & Communication Technologies

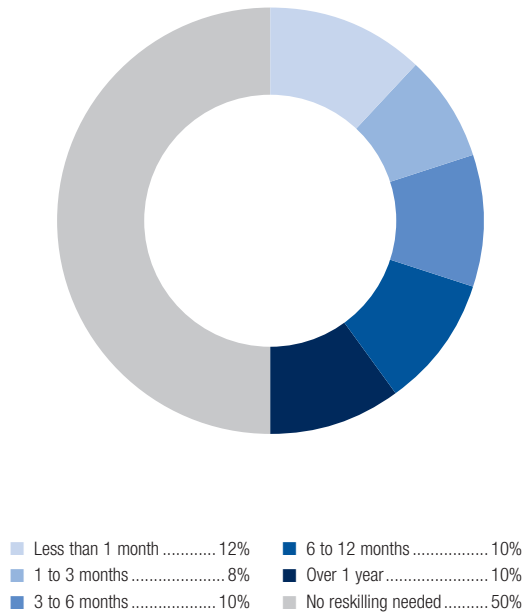
Projected adaptation partners



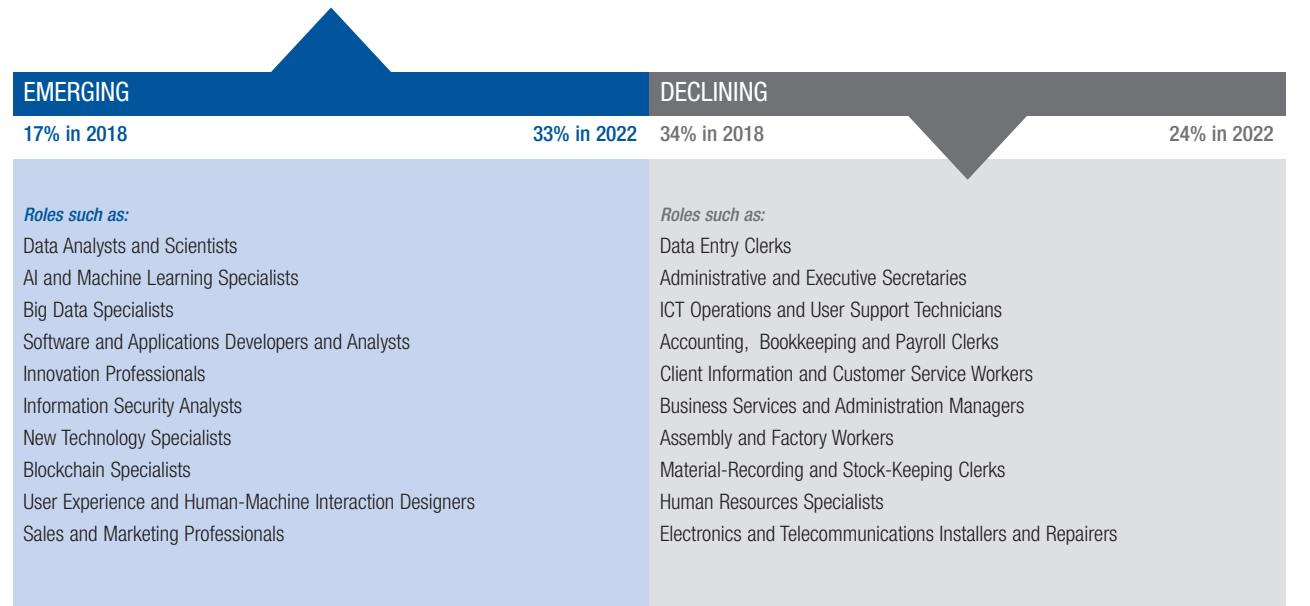
Augmentation of key job tasks in 2018 and 2022 (share of task hours)



Average reskilling needs (share of workforce)



Workforce in 2018 and 2022



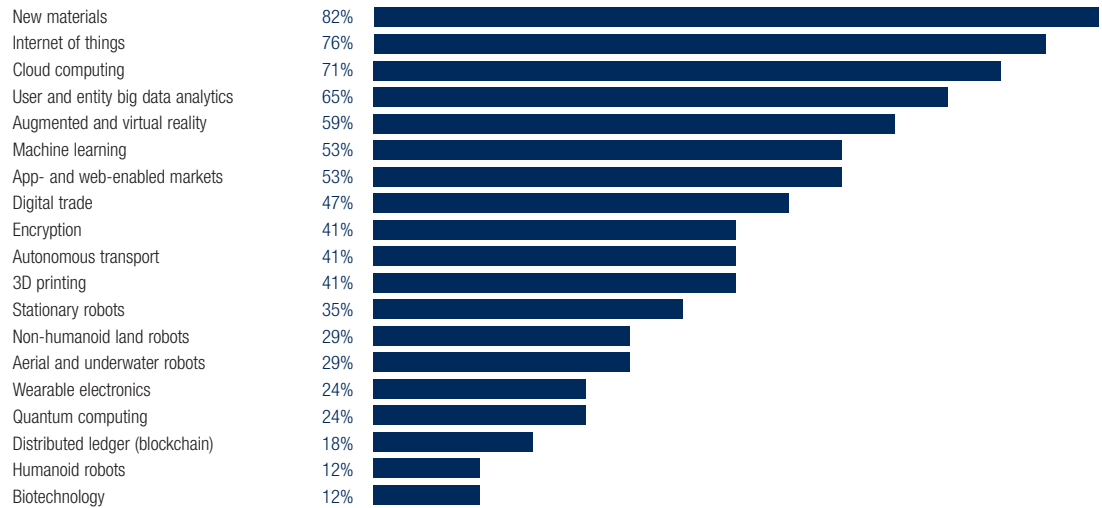
Industry Profile

Infrastructure

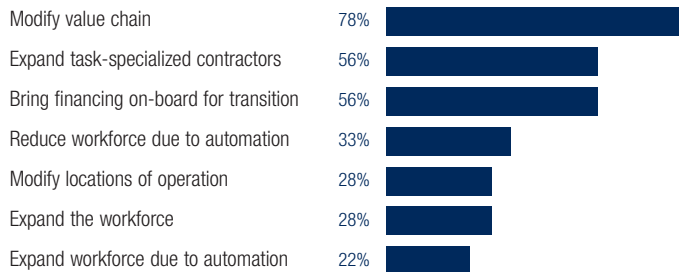
Trends driving industry growth

1. Increasing urbanization
2. Increasing availability of big data
3. Advances in new energy supplies and technologies
4. Expansion of the middle classes
5. Shifts in national economic growth
6. Advances in artificial intelligence
7. Expansion of affluence in developing economies
8. Advances in cloud technology
9. Shifts in global macroeconomic growth
10. Advances in devices bridging the human-machine divide

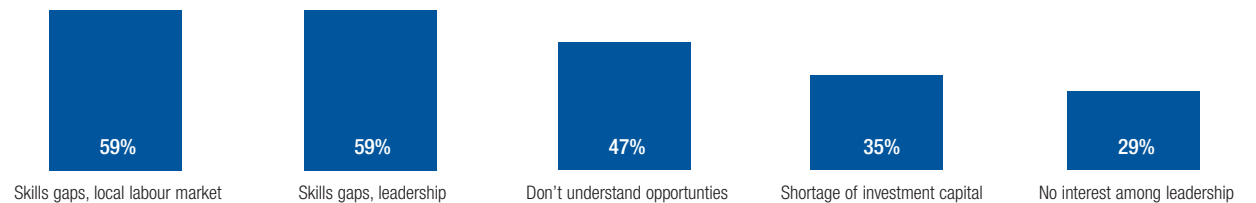
Technology adoption in industry *(share of companies surveyed)*



Expected impact on workforce *(share of companies surveyed)*



Barriers to adoption of new technologies *(share of companies surveyed)*



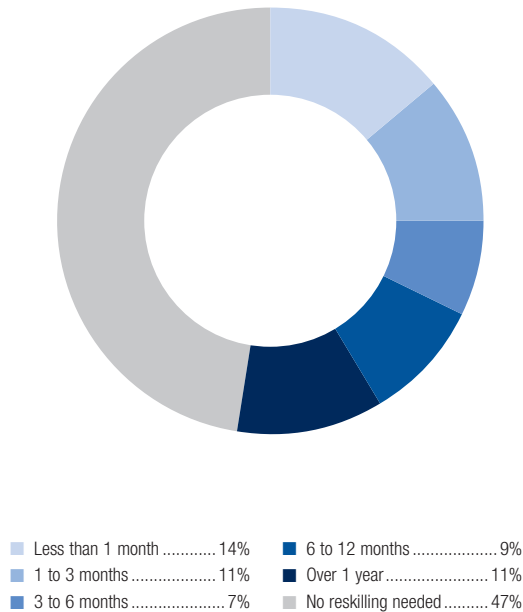
Industry Profile

Infrastructure

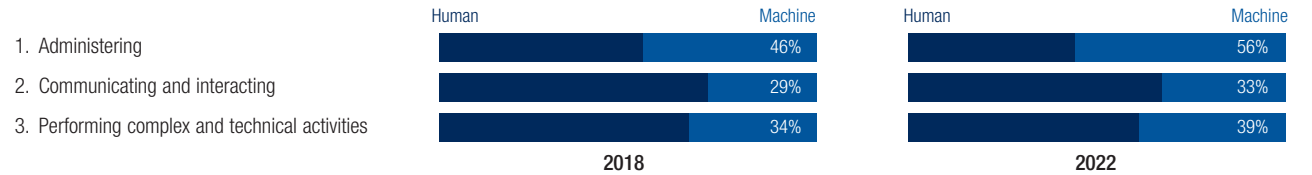
Projected adaptation partners



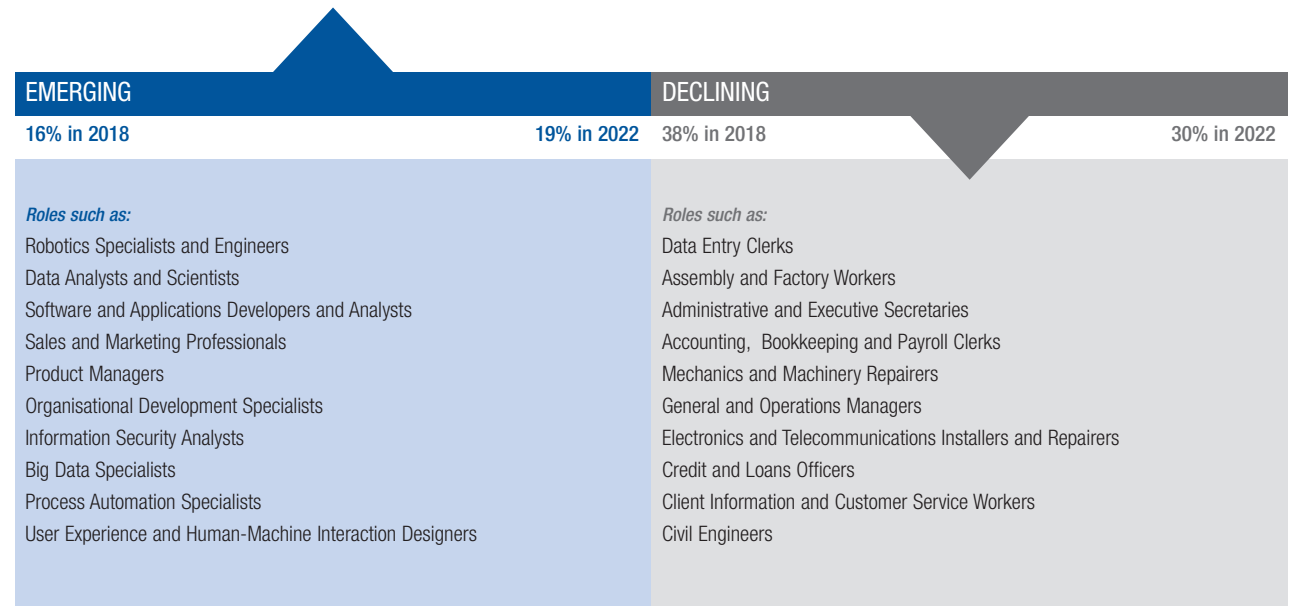
Average reskilling needs (share of workforce)



Augmentation of key job tasks in 2018 and 2022 (share of task hours)



Workforce in 2018 and 2022



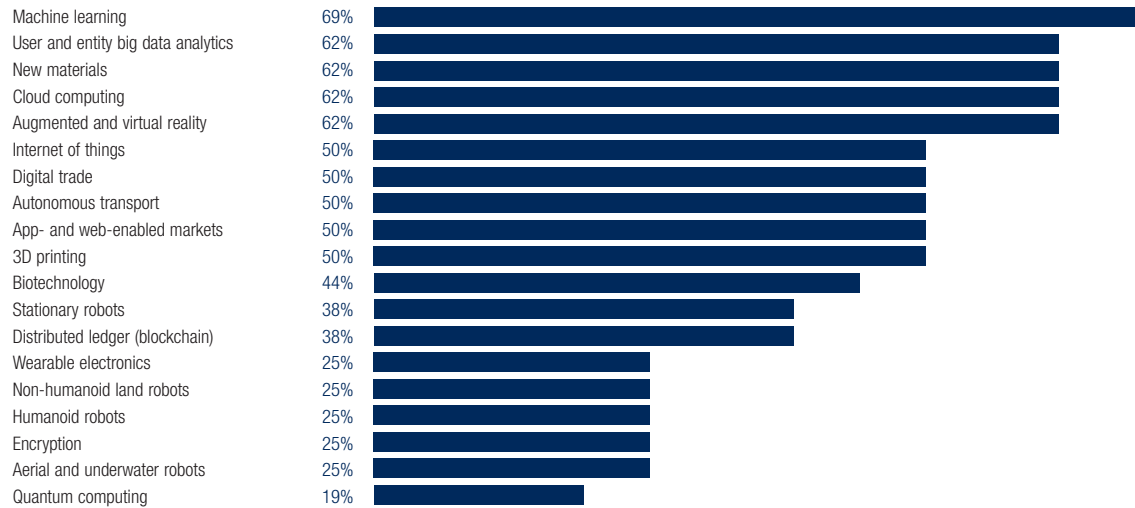
Industry Profile

Mining & Metals

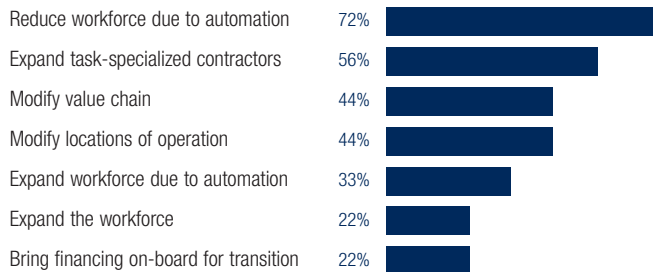
Trends driving industry growth

1. Increasing adoption of new technology
2. Advances in devices bridging the human-machine divide
3. Advances in new energy supplies and technologies
4. Advances in artificial intelligence
5. Shifts in national economic growth
6. Expansion of education
7. Expansion of gender parity
8. Increasing availability of big data
9. Shifts in global macroeconomic growth
10. Advances in cloud technology

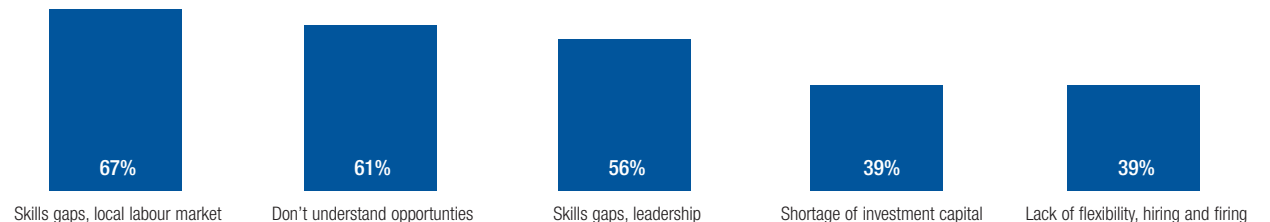
Technology adoption in industry *(share of companies surveyed)*



Expected impact on workforce *(share of companies surveyed)*



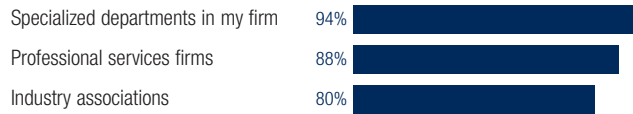
Barriers to adoption of new technologies *(share of companies surveyed)*



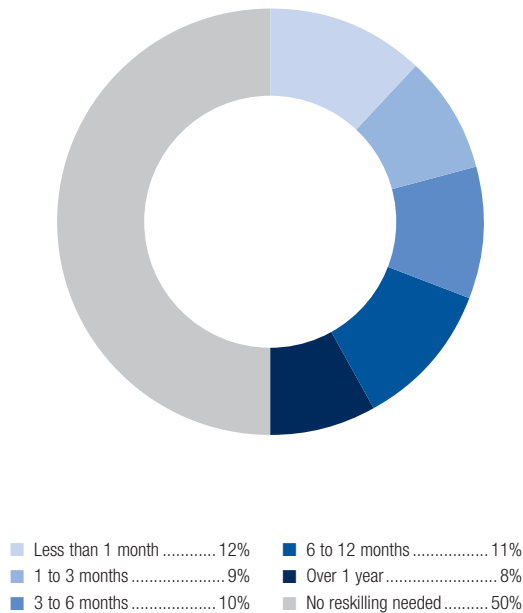
Industry Profile

Mining & Metals

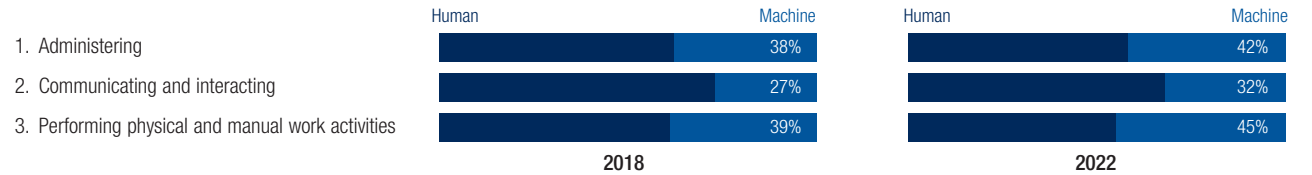
Projected adaptation partners



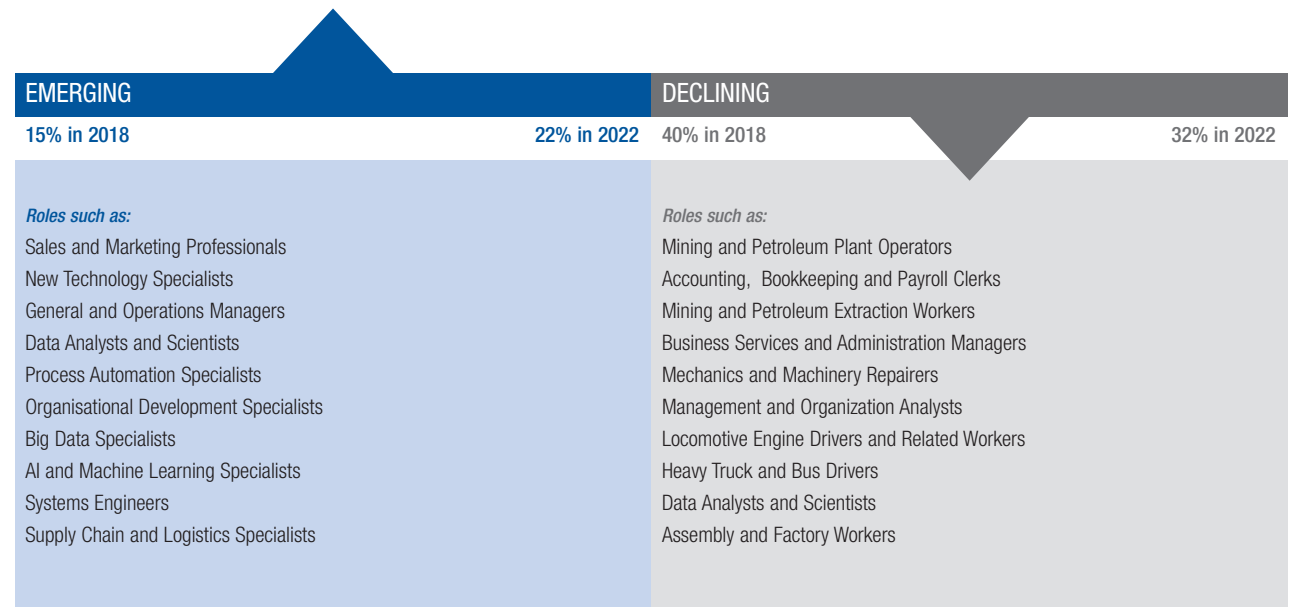
Average reskilling needs (share of workforce)



Augmentation of key job tasks in 2018 and 2022 (share of task hours)



Workforce in 2018 and 2022



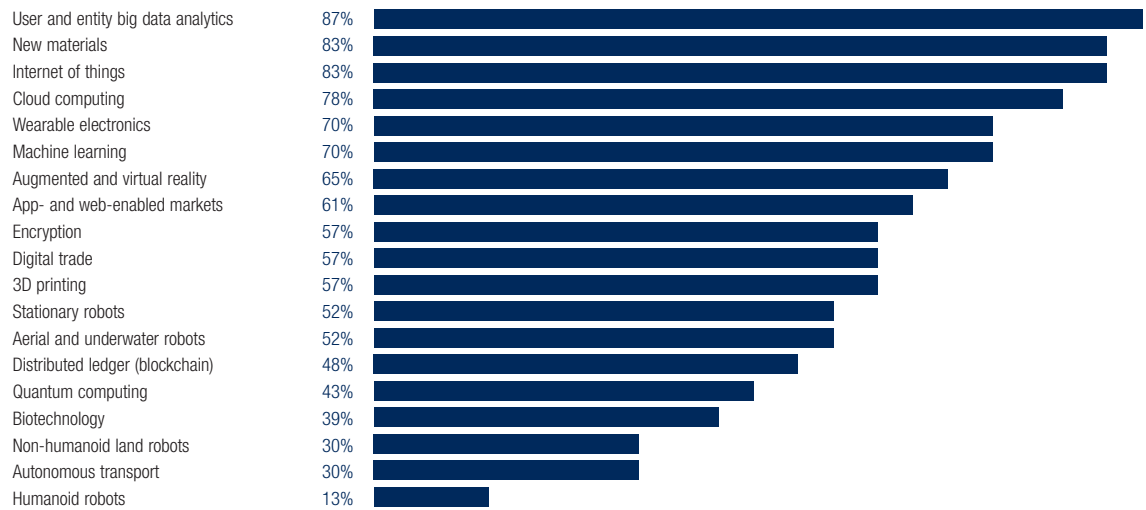
Industry Profile

Oil & Gas

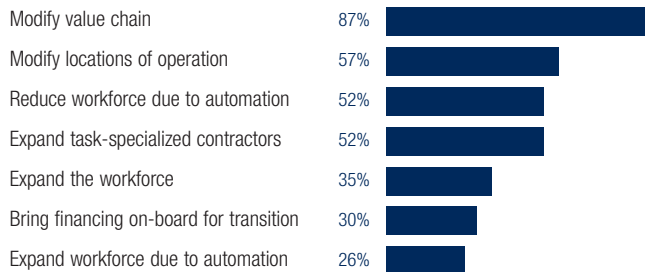
Trends driving industry growth

1. Advances in cloud technology
2. Advances in computing power
3. Increasing availability of big data
4. Increasing adoption of new technology
5. Advances in artificial intelligence
6. Advances in new energy supplies and technologies
7. Shifts in national economic growth
8. Advances in mobile internet
9. Expansion of education
10. Expansion of gender parity

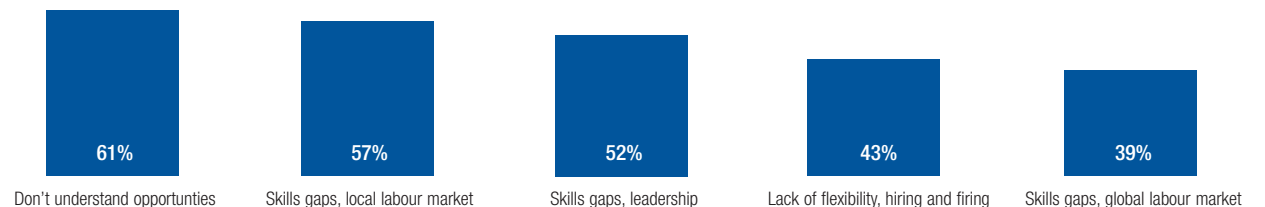
Technology adoption in industry *(share of companies surveyed)*



Expected impact on workforce *(share of companies surveyed)*



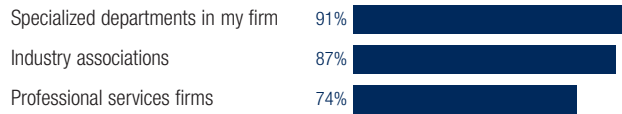
Barriers to adoption of new technologies *(share of companies surveyed)*



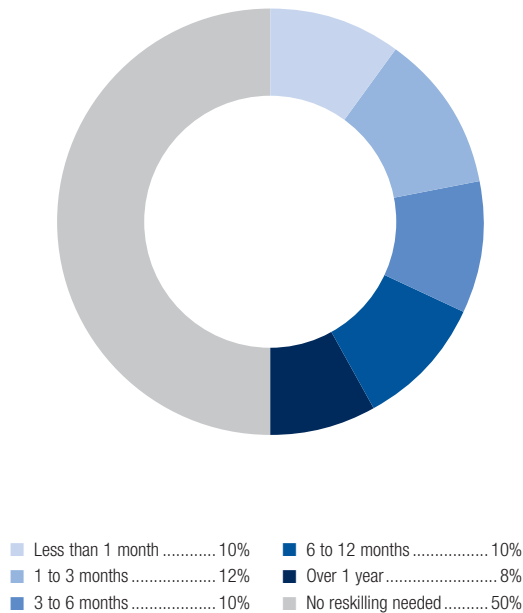
Industry Profile

Oil & Gas

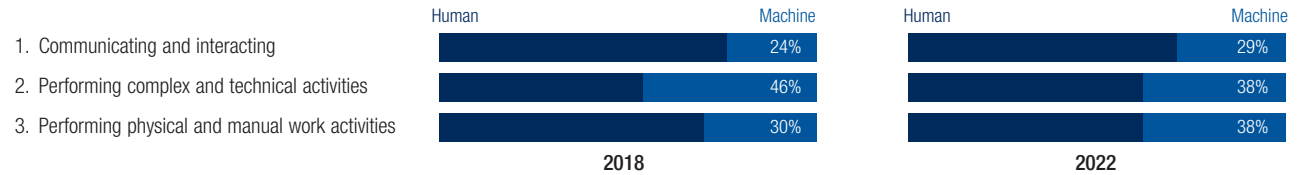
Projected adaptation partners



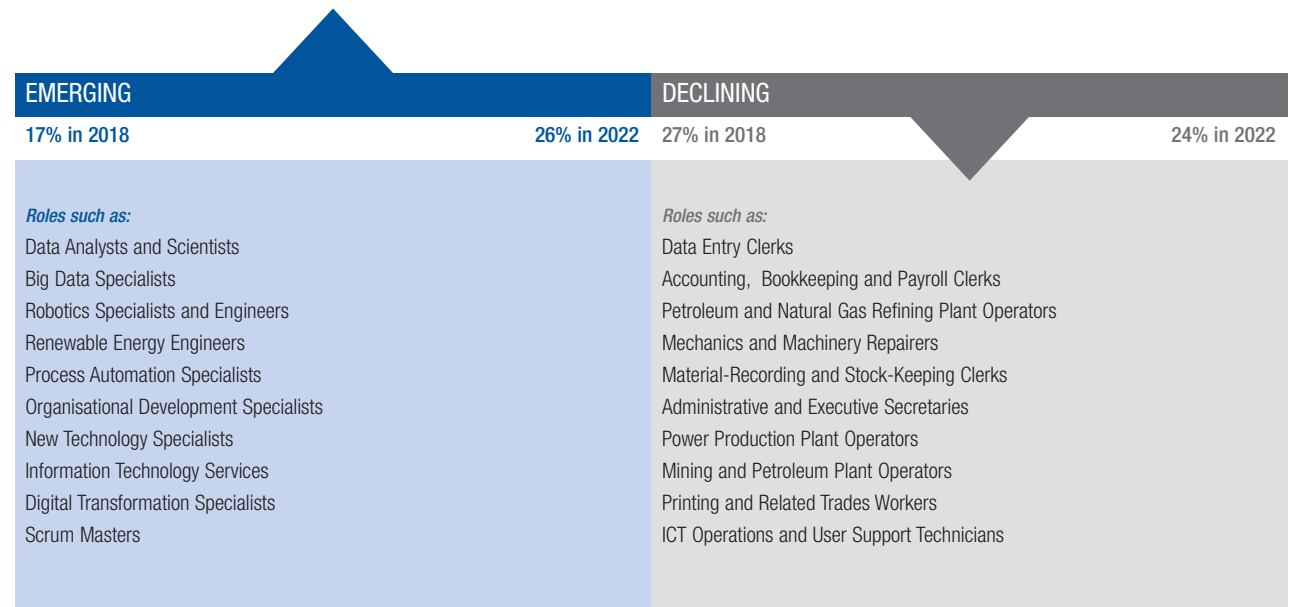
Average reskilling needs (share of workforce)



Augmentation of key job tasks in 2018 and 2022 (share of task hours)



Workforce in 2018 and 2022



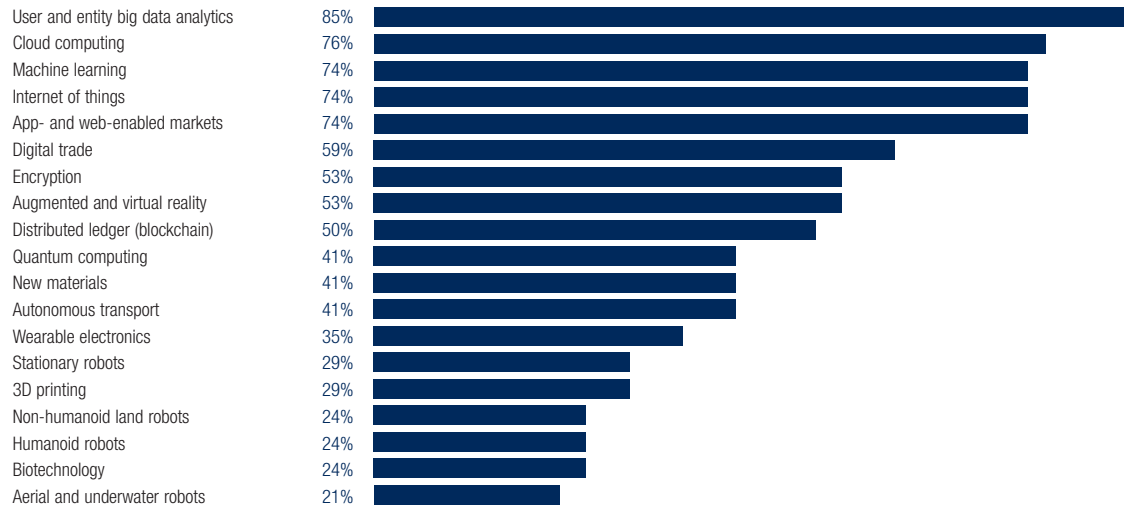
Industry Profile

Professional Services

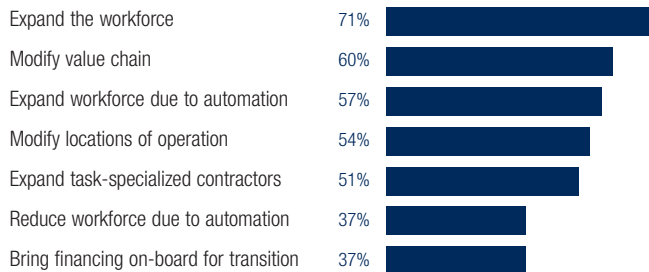
Trends driving industry growth

1. Increasing adoption of new technology
2. Advances in artificial intelligence
3. Increasing availability of big data
4. Advances in cloud technology
5. Advances in mobile internet
6. Expansion of education
7. Shifts in national economic growth
8. Expansion of affluence in developing economies
9. Increasing frequency of new working arrangements
10. Shifts of mindset among the new generation

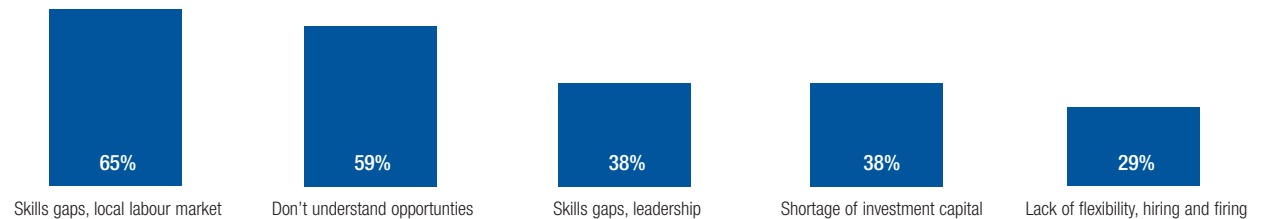
Technology adoption in industry *(share of companies surveyed)*



Expected impact on workforce *(share of companies surveyed)*



Barriers to adoption of new technologies *(share of companies surveyed)*



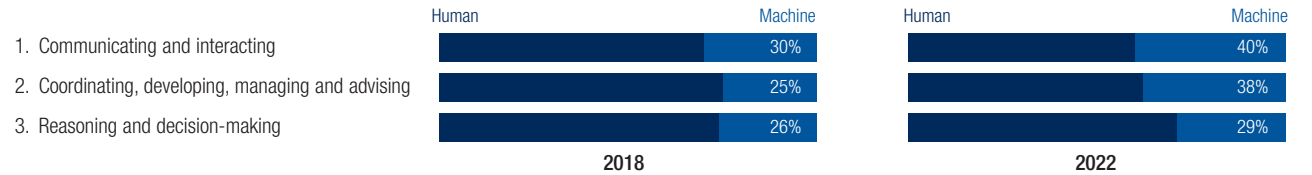
Industry Profile

Professional Services

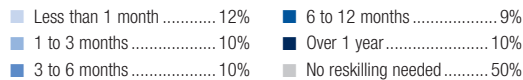
Projected adaptation partners



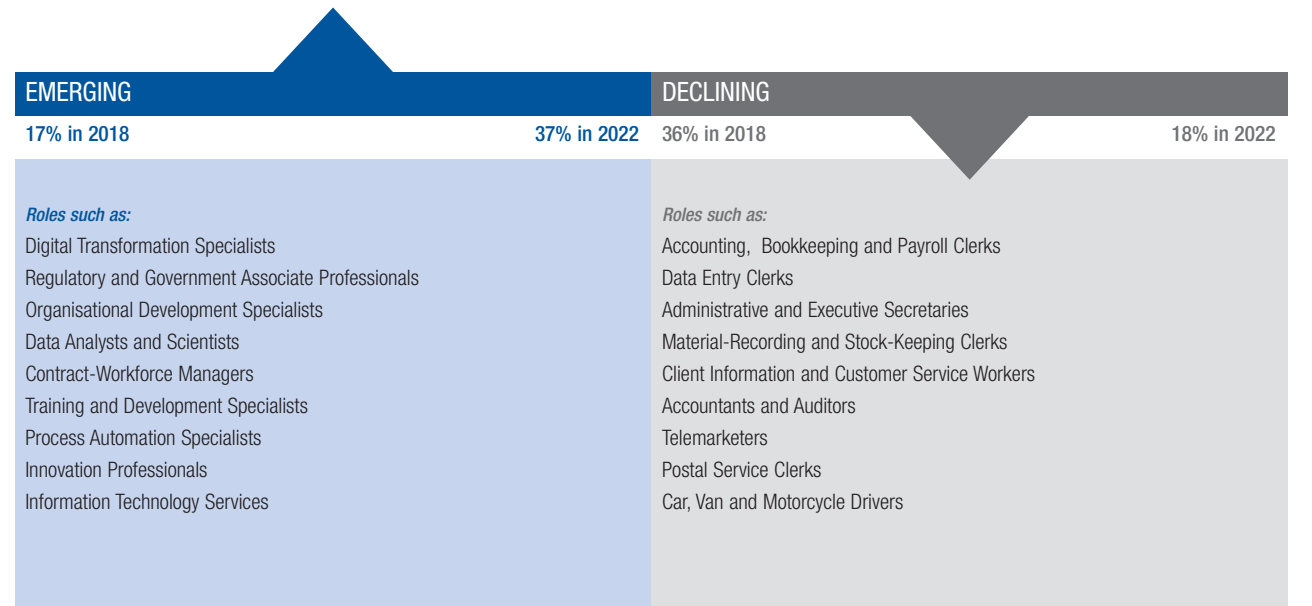
Augmentation of key job tasks in 2018 and 2022 (share of task hours)



Average reskilling needs (share of workforce)



Workforce in 2018 and 2022



Country and Region Profiles

Country Profile

Argentina

Factors determining job location decisions

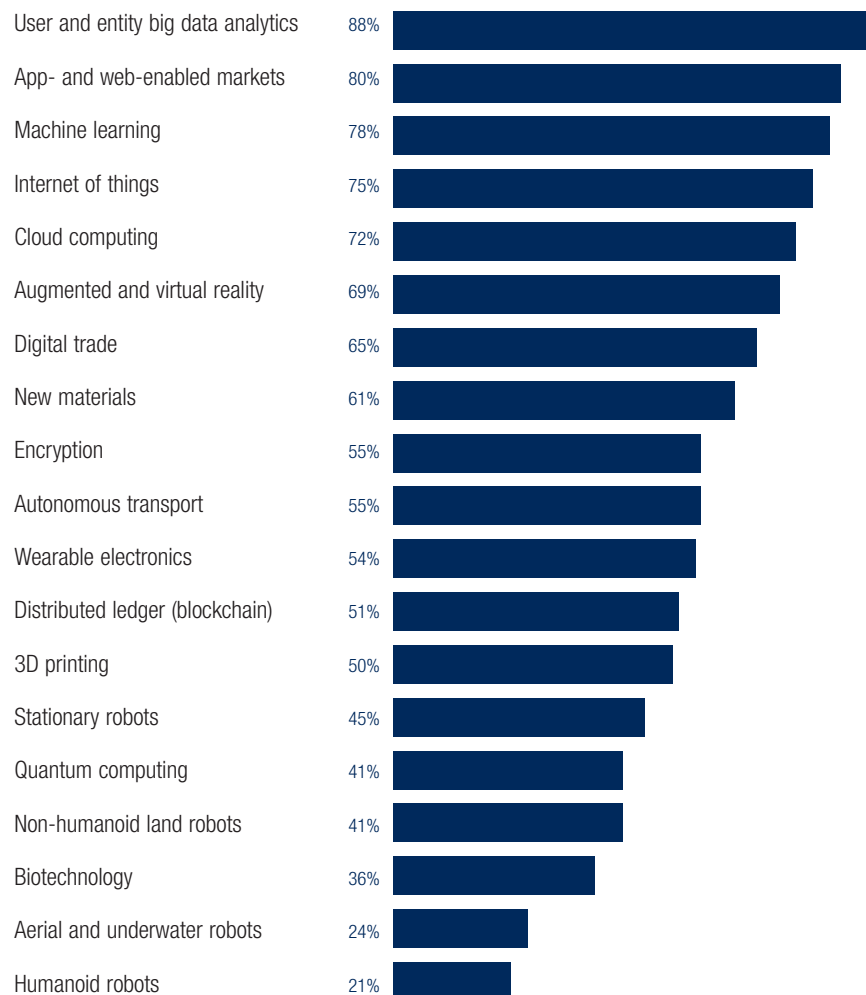
Industry	Primary	Secondary	Tertiary
Automotive, Aerospace, Supply Chain & Transport	Production cost	Labour cost	Talent availability
Aviation, Travel & Tourism	Talent availability	Ease of importing talent	Organization HQ
Chemistry, Advanced Materials & Biotechnology	Talent availability	Labour cost	Production cost
Consumer	Labour cost	Talent availability	Quality of the supply chain
Energy Utilities & Technologies	Talent availability	Production cost	Organization HQ
Financial Services & Investors	Talent availability	Organization HQ	Labour cost
Global Health & Healthcare	Talent availability	Labour cost	Production cost
Information & Communication Technologies	Talent availability	Labour cost	Geographic concentration
Oil & Gas	Production cost	Talent availability	Organization HQ
Professional Services	Talent availability	Labour cost	Strong local ed. provision

Range of options: Flexibility of labour laws, Geographic spread, Quality of the supply chain, Ease of importing talent, Labour cost, Location of raw materials, Organization HQ, Production cost, Strong local education provision, Talent availability.

Emerging job roles

Software and Applications Developers and Analysts	Sales Representatives, Wholesale and Manufacturing,
Managing Directors and Chief Executives	Technical and Scientific Products
Data Analysts and Scientists	Assembly and Factory Workers
Sales and Marketing Professionals	Financial and Investment Advisers
General and Operations Managers	Database and Network Professionals
	Human Resources Specialists

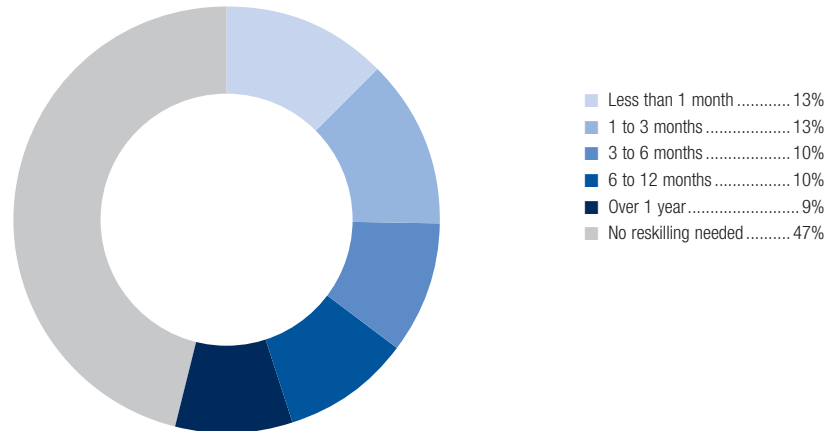
Technology adoption *(share of companies surveyed)*



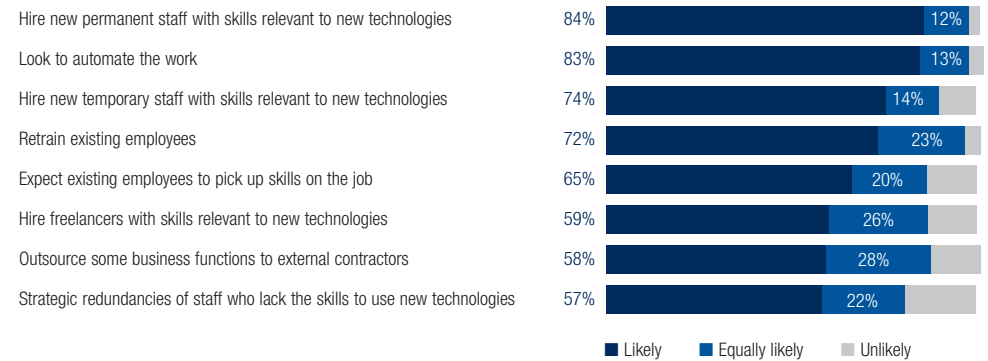
Country Profile

Argentina

Average reskilling needs (share of workforce)



Responses to shifting skills needs (share of companies surveyed)



Emerging skills

- Analytical thinking and innovation
- Creativity, originality and initiative
- Active learning and learning strategies
- Technology design and programming
- Reasoning, problem-solving and ideation
- Leadership and social influence
- Critical thinking and analysis
- Complex problem-solving
- Resilience, stress tolerance and flexibility
- Emotional intelligence

Projected use of training providers (share of training)



Country Profile

Australia

Factors determining job location decisions

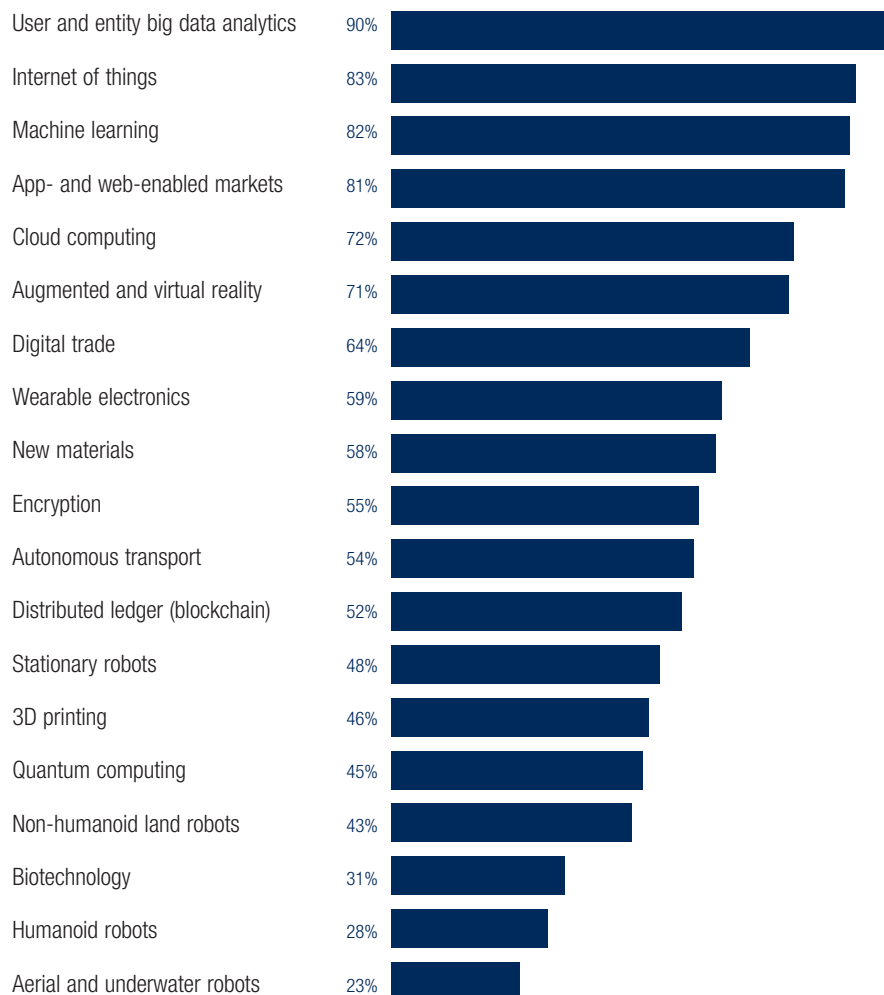
Industry	Primary	Secondary	Tertiary
Automotive, Aerospace, Supply Chain & Transport	Talent availability	Quality of the supply chain	Production cost
Aviation, Travel & Tourism	Talent availability	Organization HQ	Ease of importing talent
Chemistry, Advanced Materials & Biotechnology	Talent availability	Labour cost	Geographic concentration
Consumer	Talent availability	Labour cost	Geographic concentration
Energy Utilities & Technologies	Geographic concentration	Production cost	Talent availability
Financial Services & Investors	Talent availability	Labour cost	Organization HQ
Global Health & Healthcare	Talent availability	Labour cost	Production cost
Information & Communication Technologies	Talent availability	Labour cost	Geographic concentration
Oil & Gas	Production cost	Geographic concentration	Talent availability
Professional Services	Talent availability	Strong local ed. provision	Labour cost

Range of options: Flexibility of labour laws, Geographic spread, Quality of the supply chain, Ease of importing talent, Labour cost, Location of raw materials, Organization HQ, Production cost, Strong local education provision, Talent availability.

Emerging job roles

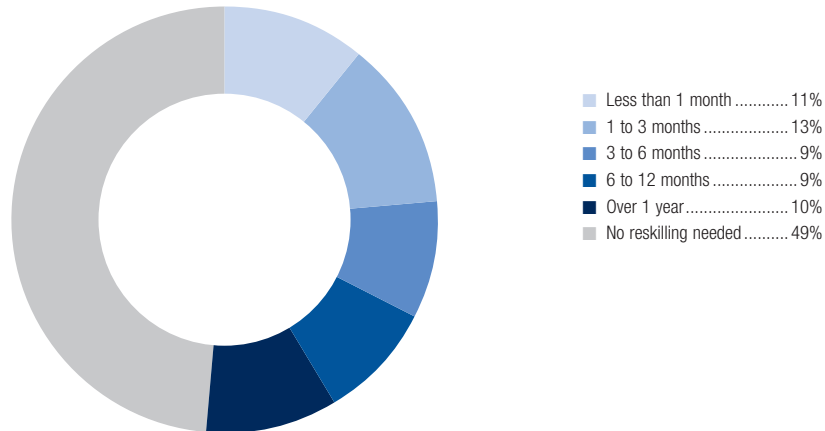
Software and Applications Developers and Analysts	Sales Representatives, Wholesale and Manufacturing, Technical and Scientific Products
Sales and Marketing Professionals	
Managing Directors and Chief Executives	Human Resources Specialists
Data Analysts and Scientists	Assembly and Factory Workers
General and Operations Managers	Financial and Investment Advisers
	Business Services and Administration Managers

Technology adoption (share of companies surveyed)

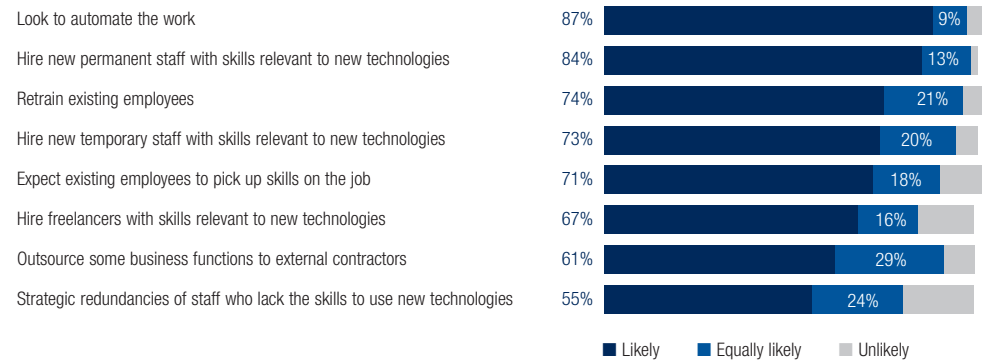


Country Profile Australia

Average reskilling needs *(share of workforce)*



Responses to shifting skills needs *(share of companies surveyed)*



Emerging skills

- Creativity, originality and initiative
- Leadership and social influence
- Analytical thinking and innovation
- Emotional intelligence
- Active learning and learning strategies
- Reasoning, problem-solving and ideation
- Technology design and programming
- Resilience, stress tolerance and flexibility
- Complex problem-solving
- Critical thinking and analysis

Projected use of training providers *(share of training)*



Country Profile

Brazil

Factors determining job location decisions

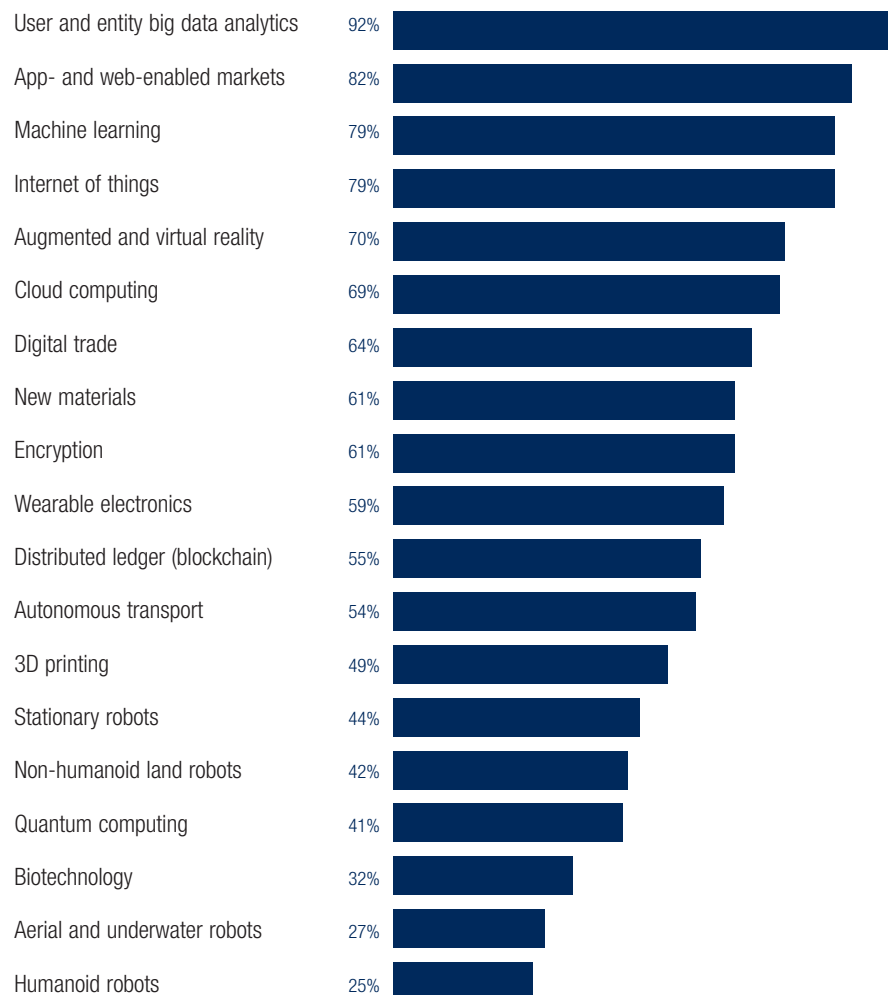
Industry	Primary	Secondary	Tertiary
Automotive, Aerospace, Supply Chain & Transport	Talent availability	Production cost	Labour cost
Aviation, Travel & Tourism	Talent availability	Organization HQ	Ease of importing talent
Chemistry, Advanced Materials & Biotechnology	Talent availability	Labour cost	Production cost
Consumer	Labour cost	Talent availability	Quality of the supply chain
Energy Utilities & Technologies	Production cost	Talent availability	Quality of the supply chain
Financial Services & Investors	Talent availability	Geographic concentration	Organization HQ
Global Health & Healthcare	Talent availability	Labour cost	Production cost
Information & Communication Technologies	Talent availability	Labour cost	Organization HQ
Oil & Gas	Production cost	Talent availability	Organization HQ
Professional Services	Talent availability	Strong local ed. provision	Labour cost

Range of options: Flexibility of labour laws, Geographic spread, Quality of the supply chain, Ease of importing talent, Labour cost, Location of raw materials, Organization HQ, Production cost, Strong local education provision, Talent availability.

Emerging job roles

Software and Applications Developers and Analysts	Sales Representatives, Wholesale and Manufacturing,
Managing Directors and Chief Executives	Technical and Scientific Products
Data Analysts and Scientists	Human Resources Specialists
Sales and Marketing Professionals	Financial Analysts
General and Operations Managers	Database and Network Professionals
	Financial and Investment Advisers

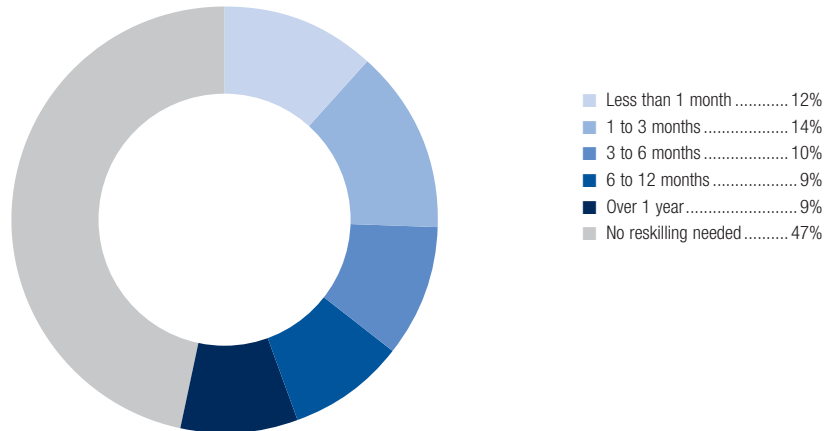
Technology adoption *(share of companies surveyed)*



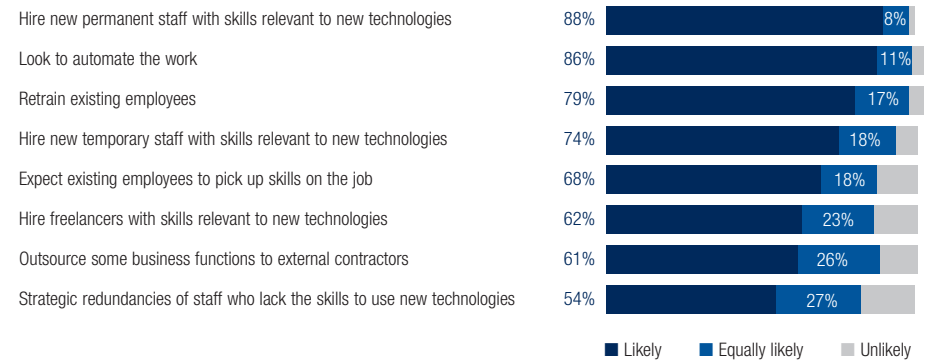
Country Profile

Brazil

Average reskilling needs *(share of workforce)*



Responses to shifting skills needs *(share of companies surveyed)*



Emerging skills

- Analytical thinking and innovation
- Creativity, originality and initiative
- Active learning and learning strategies
- Technology design and programming
- Reasoning, problem-solving and ideation
- Leadership and social influence
- Critical thinking and analysis
- Complex problem-solving
- Resilience, stress tolerance and flexibility
- Emotional intelligence

Projected use of training providers *(share of training)*



Country Profile

China

Factors determining job location decisions

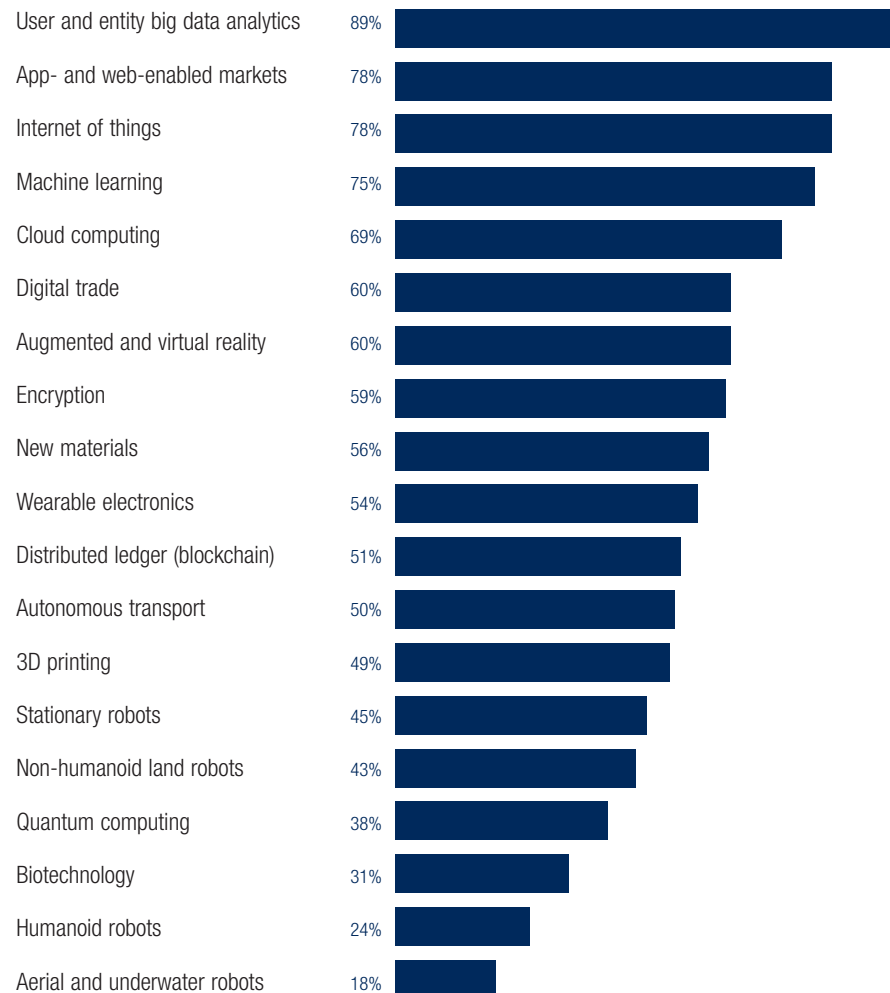
Industry	Primary	Secondary	Tertiary
Automotive, Aerospace, Supply Chain & Transport	Talent availability	Production cost	Quality of the supply chain
Aviation, Travel & Tourism	Talent availability	Organization HQ	Ease of importing talent
Chemistry, Advanced Materials & Biotechnology	Talent availability	Labour cost	Production cost
Consumer	Talent availability	Quality of the supply chain	Production cost
Energy Utilities & Technologies	Production cost	Labour cost	Location of raw materials
Financial Services & Investors	Talent availability	Labour cost	Organization HQ
Global Health & Healthcare	Talent availability	Labour cost	Production cost
Information & Communication Technologies	Talent availability	Labour cost	Geographic concentration
Oil & Gas	Production cost	Talent availability	Geographic concentration
Professional Services	Talent availability	Strong local ed. provision	Labour cost

Range of options: Flexibility of labour laws, Geographic spread, Quality of the supply chain, Ease of importing talent, Labour cost, Location of raw materials, Organization HQ, Production cost, Strong local education provision, Talent availability.

Emerging job roles

Software and Applications Developers and Analysts	Sales Representatives, Wholesale and Manufacturing, Technical and Scientific Products
Sales and Marketing Professionals	
Managing Directors and Chief Executives	Human Resources Specialists
Data Analysts and Scientists	Assembly and Factory Workers
General and Operations Managers	Financial and Investment Advisers
	Database and Network Professionals

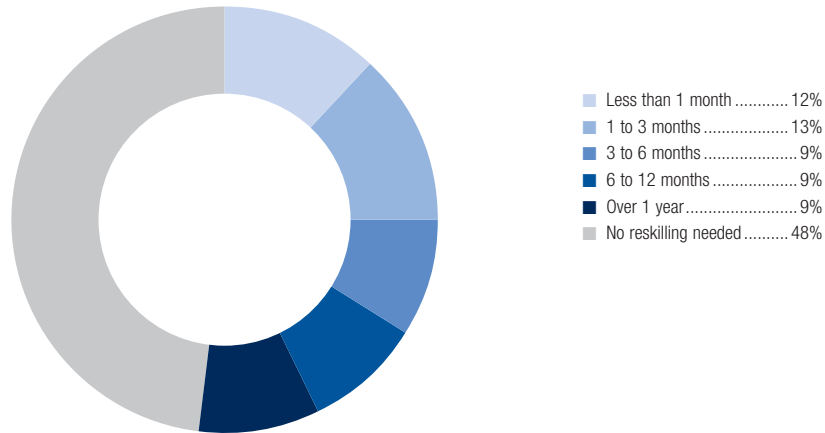
Technology adoption *(share of companies surveyed)*



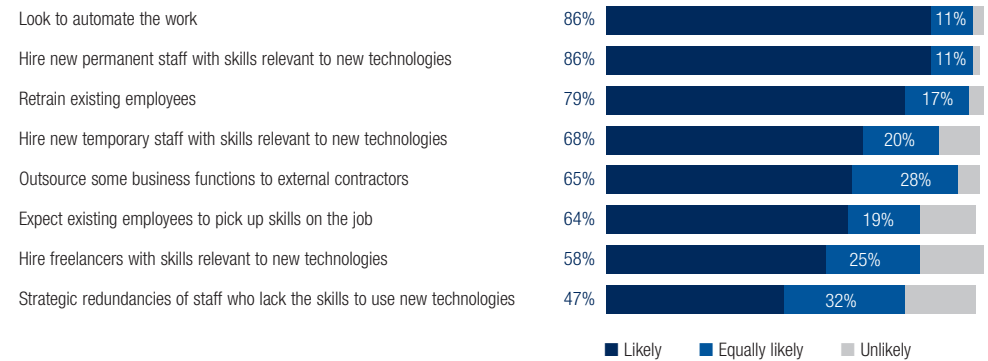
Country Profile

China

Average reskilling needs (share of workforce)



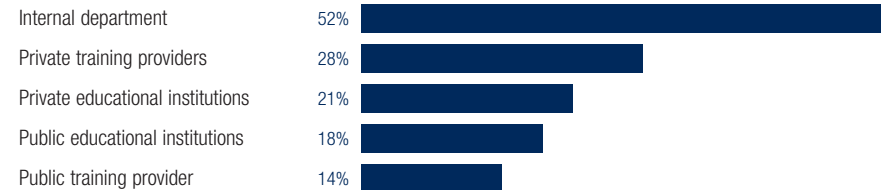
Responses to shifting skills needs (share of companies surveyed)



Emerging skills

- Creativity, originality and initiative
- Emotional intelligence
- Analytical thinking and innovation
- Leadership and social influence
- Active learning and learning strategies
- Systems analysis and evaluation
- Technology design and programming
- Reasoning, problem-solving and ideation
- Complex problem-solving
- Critical thinking and analysis

Projected use of training providers (share of training)



Country Profile

France

Factors determining job location decisions

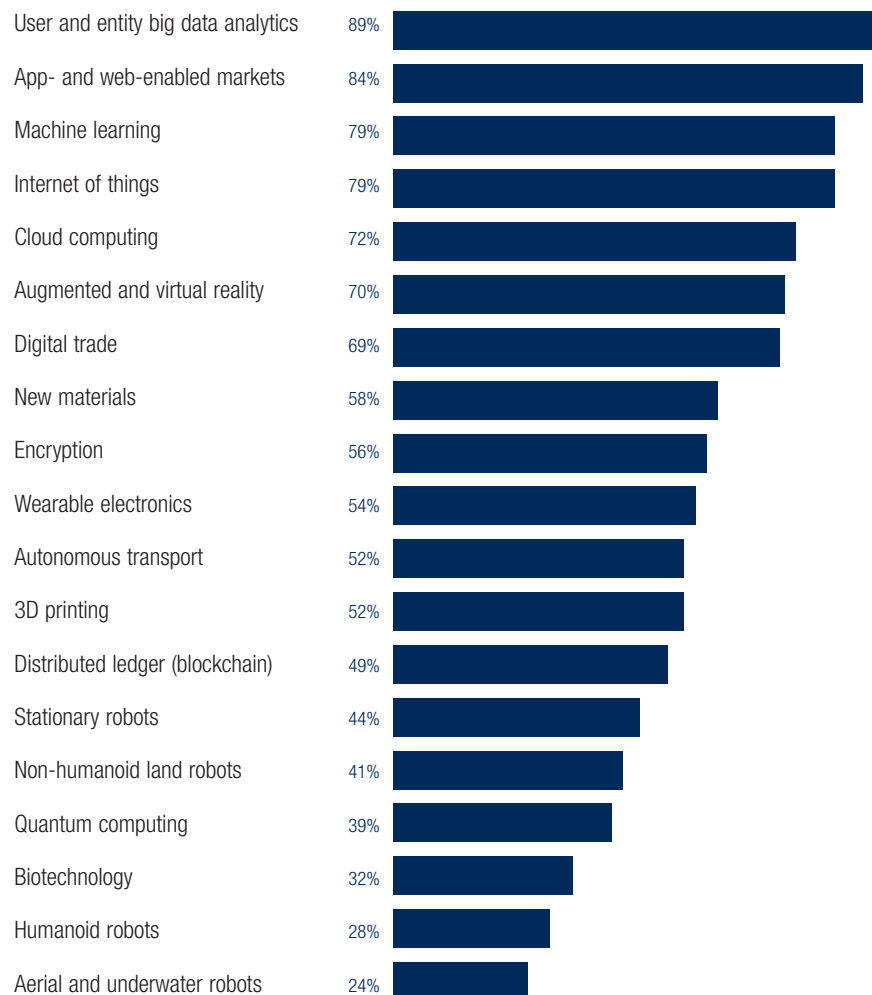
Industry	Primary	Secondary	Tertiary
Automotive, Aerospace, Supply Chain & Transport	Talent availability	Quality of the supply chain	Production cost
Aviation, Travel & Tourism	Talent availability	Organization HQ	Ease of importing talent
Chemistry, Advanced Materials & Biotechnology	Talent availability	Production cost	Labour cost
Consumer	Labour cost	Geographic concentration	Talent availability
Energy Utilities & Technologies	Labour cost	Production cost	Talent availability
Financial Services & Investors	Talent availability	Labour cost	Organization HQ
Global Health & Healthcare	Talent availability	Labour cost	Production cost
Information & Communication Technologies	Talent availability	Labour cost	Organization HQ
Oil & Gas	Geographic concentration	Talent availability	Organization HQ
Professional Services	Talent availability	Strong local ed. provision	Labour cost

Range of options: Flexibility of labour laws, Geographic spread, Quality of the supply chain, Ease of importing talent, Labour cost, Location of raw materials, Organization HQ, Production cost, Strong local education provision, Talent availability.

Emerging job roles

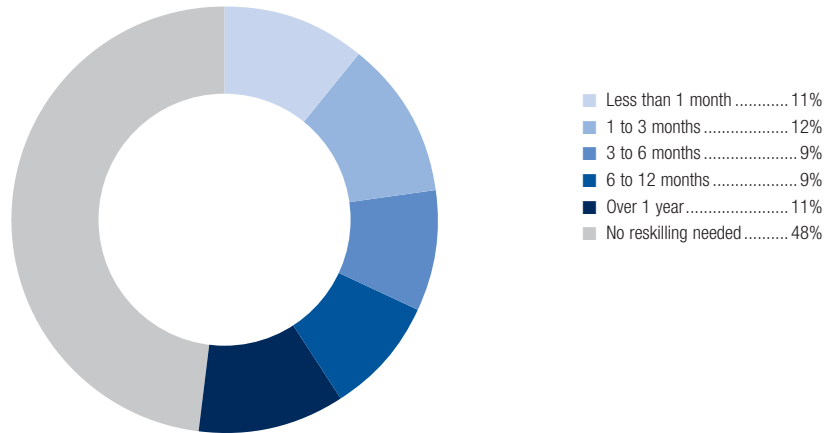
Managing Directors and Chief Executives	Sales Representatives, Wholesale and Manufacturing,
Software and Applications Developers and Analysts	Technical and Scientific Products
Sales and Marketing Professionals	Assembly and Factory Workers
General and Operations Managers	Human Resources Specialists
Data Analysts and Scientists	Financial and Investment Advisers
	Financial Analysts

Technology adoption *(share of companies surveyed)*

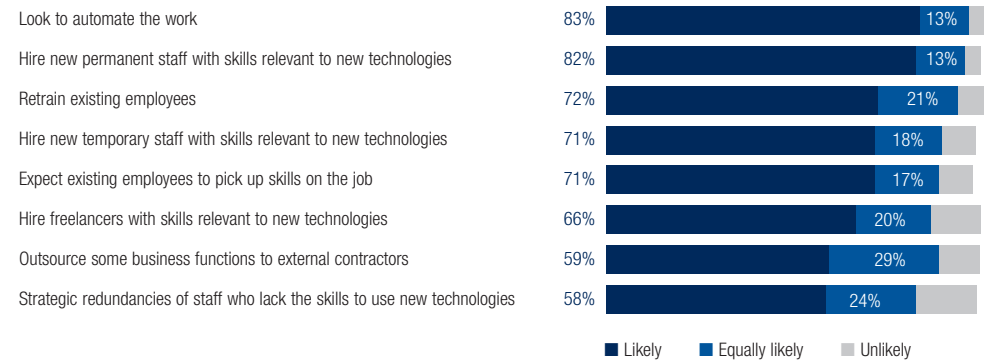


Country Profile France

Average reskilling needs *(share of workforce)*



Responses to shifting skills needs *(share of companies surveyed)*



Emerging skills

- Creativity, originality and initiative
- Analytical thinking and innovation
- Active learning and learning strategies
- Technology design and programming
- Complex problem-solving
- Critical thinking and analysis
- Leadership and social influence
- Emotional intelligence
- Reasoning, problem-solving and ideation
- Resilience, stress tolerance and flexibility

Projected use of training providers *(share of training)*



Country Profile

Germany

Factors determining job location decisions

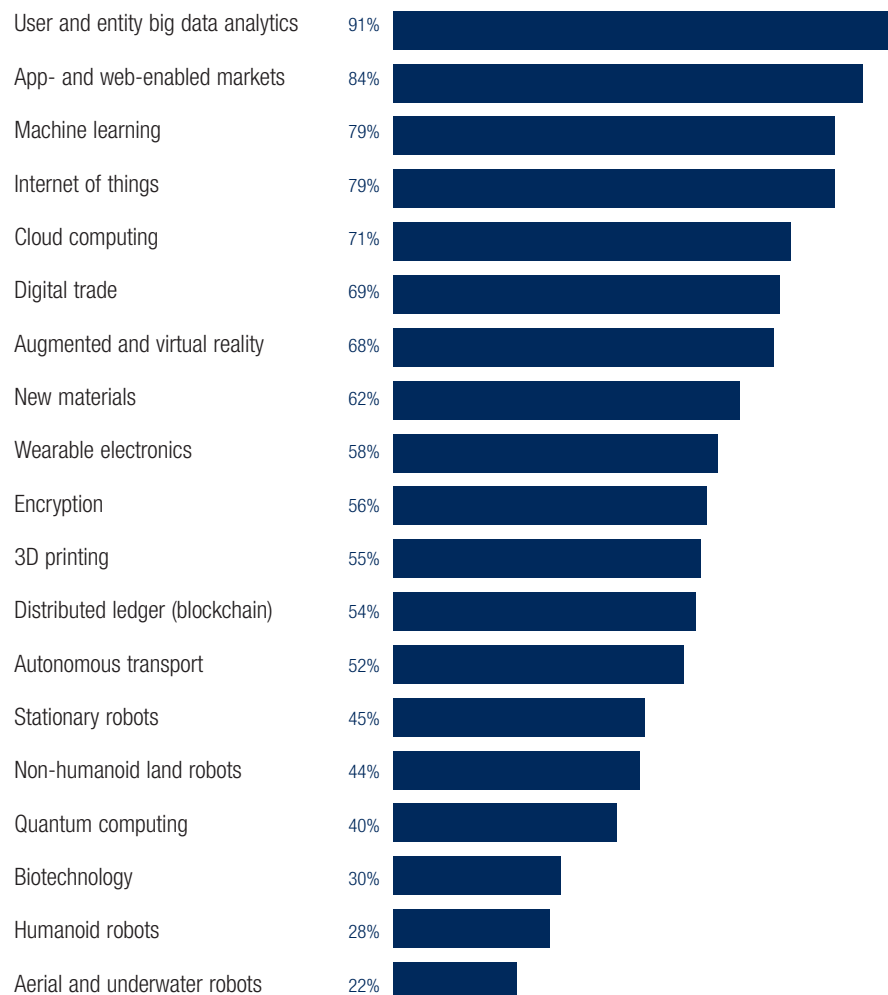
Industry	Primary	Secondary	Tertiary
Automotive, Aerospace, Supply Chain & Transport	Talent availability	Production cost	Quality of the supply chain
Aviation, Travel & Tourism	Talent availability	Organization HQ	Ease of importing talent
Chemistry, Advanced Materials & Biotechnology	Labour cost	Talent availability	Production cost
Consumer	Labour cost	Talent availability	Quality of the supply chain
Energy Utilities & Technologies	Labour cost	Talent availability	Production cost
Financial Services & Investors	Talent availability	Geographic concentration	Labour cost
Global Health & Healthcare	Talent availability	Labour cost	Production cost
Information & Communication Technologies	Talent availability	Labour cost	Geographic concentration
Oil & Gas	Geographic concentration	Talent availability	Production cost
Professional Services	Talent availability	Strong local ed. provision	Geographic concentration

Range of options: Flexibility of labour laws, Geographic spread, Quality of the supply chain, Ease of importing talent, Labour cost, Location of raw materials, Organization HQ, Production cost, Strong local education provision, Talent availability.

Emerging job roles

Software and Applications Developers and Analysts	Sales Representatives, Wholesale and Manufacturing,
Managing Directors and Chief Executives	Technical and Scientific Products
Sales and Marketing Professionals	Assembly and Factory Workers
General and Operations Managers	Human Resources Specialists
Data Analysts and Scientists	Financial and Investment Advisers
	Financial Analysts

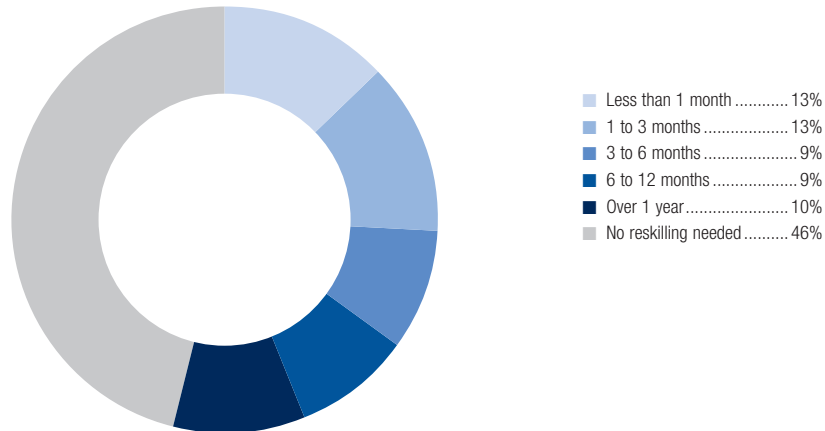
Technology adoption *(share of companies surveyed)*



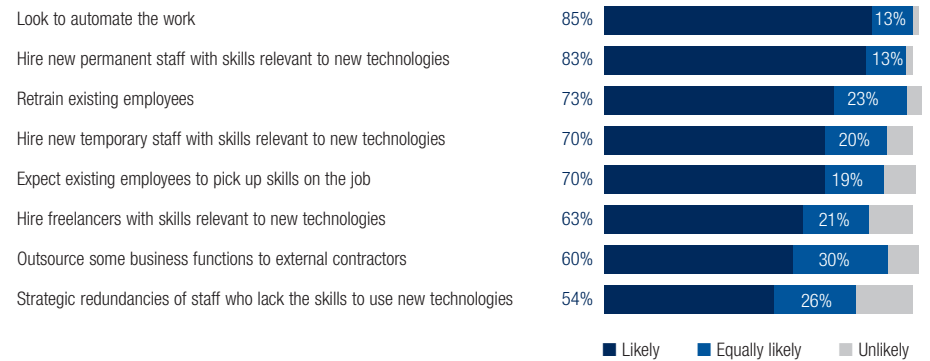
Country Profile

Germany

Average reskilling needs (share of workforce)



Responses to shifting skills needs (share of companies surveyed)



Emerging skills

- Analytical thinking and innovation
- Creativity, originality and initiative
- Active learning and learning strategies
- Technology design and programming
- Critical thinking and analysis
- Complex problem-solving
- Leadership and social influence
- Emotional intelligence
- Resilience, stress tolerance and flexibility
- Systems analysis and evaluation

Projected use of training providers (share of training)



Country Profile

India

Factors determining job location decisions

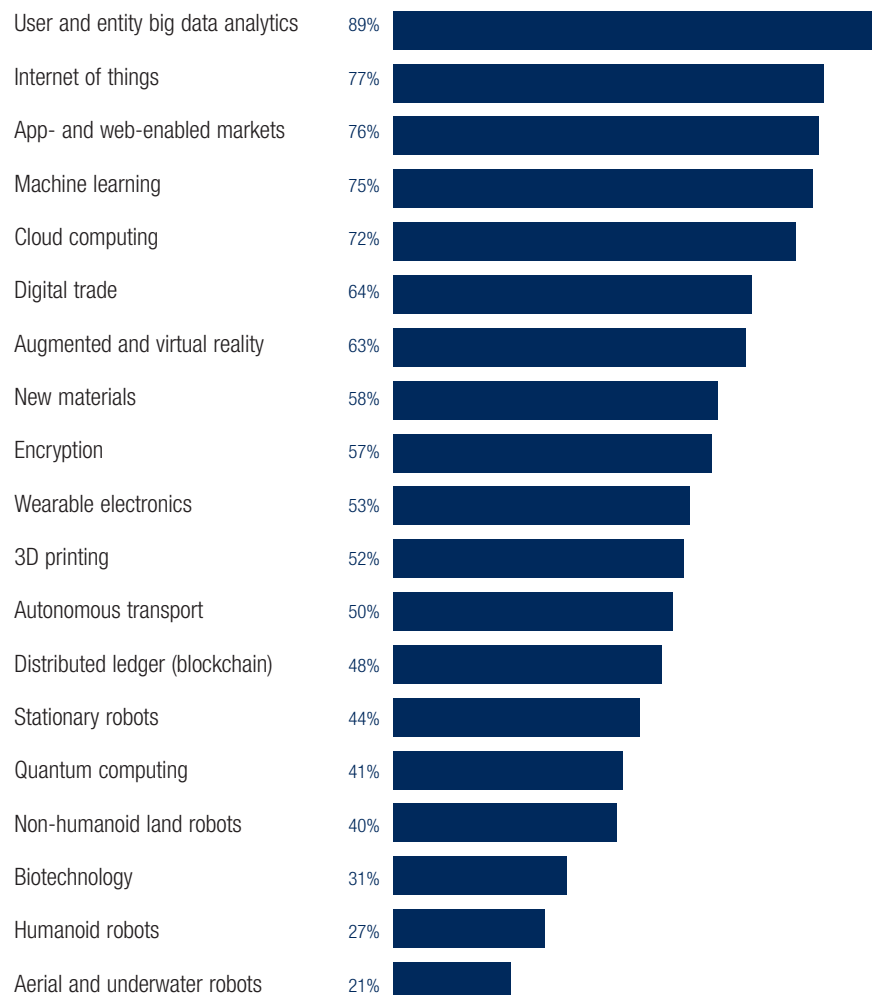
Industry	Primary	Secondary	Tertiary
Automotive, Aerospace, Supply Chain & Transport	Talent availability	Labour cost	Quality of the supply chain
Aviation, Travel & Tourism	Talent availability	Organization HQ	Ease of importing talent
Chemistry, Advanced Materials & Biotechnology	Talent availability	Production cost	Labour cost
Consumer	Talent availability	Labour cost	Quality of the supply chain
Energy Utilities & Technologies	Talent availability	Labour cost	Production cost
Financial Services & Investors	Talent availability	Organization HQ	Ease of importing talent
Global Health & Healthcare	Talent availability	Labour cost	Production cost
Information & Communication Technologies	Talent availability	Labour cost	Geographic concentration
Oil & Gas	Labour cost	Production cost	Other (please specify)
Professional Services	Talent availability	Labour cost	Strong local ed. provision

Range of options: Flexibility of labour laws, Geographic spread, Quality of the supply chain, Ease of importing talent, Labour cost, Location of raw materials, Organization HQ, Production cost, Strong local education provision, Talent availability.

Emerging job roles

- | | |
|---|-----------------------------------|
| Managing Directors and Chief Executives | Data Analysts and Scientists |
| Sales and Marketing Professionals | Assembly and Factory Workers |
| Sales Representatives, Wholesale and Manufacturing, Technical and Scientific Products | Human Resources Specialists |
| Software and Applications Developers and Analysts | Financial Analysts |
| General and Operations Managers | Financial and Investment Advisers |

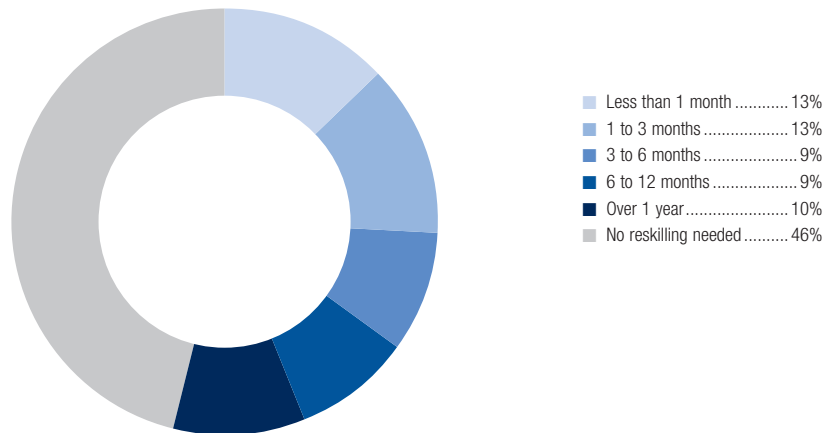
Technology adoption (share of companies surveyed)



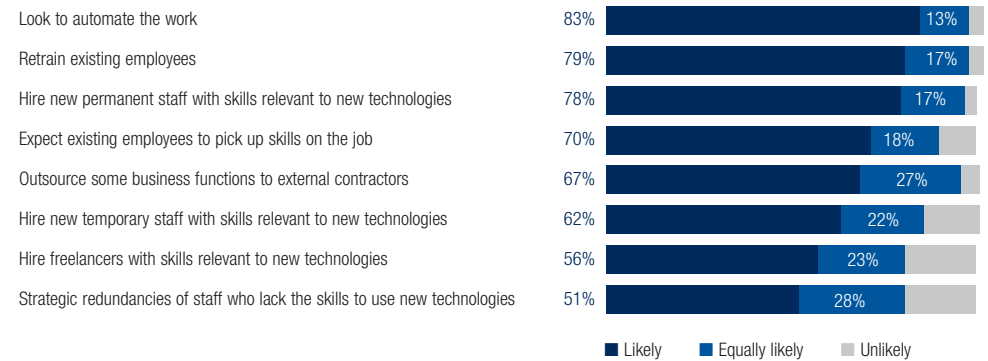
Country Profile

India

Average reskilling needs (share of workforce)



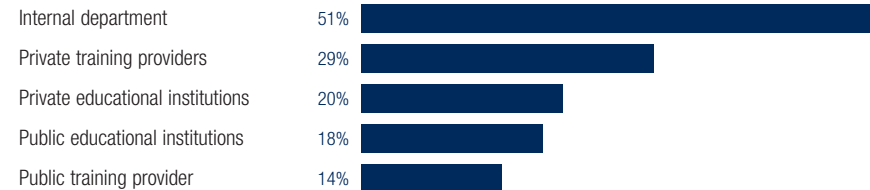
Responses to shifting skills needs (share of companies surveyed)



Emerging skills

- Analytical thinking and innovation
- Active learning and learning strategies
- Creativity, originality and initiative
- Technology design and programming
- Critical thinking and analysis
- Complex problem-solving
- Leadership and social influence
- Reasoning, problem-solving and ideation
- Emotional intelligence
- Systems analysis and evaluation

Projected use of training providers (share of training)



Country Profile

Indonesia

Factors determining job location decisions

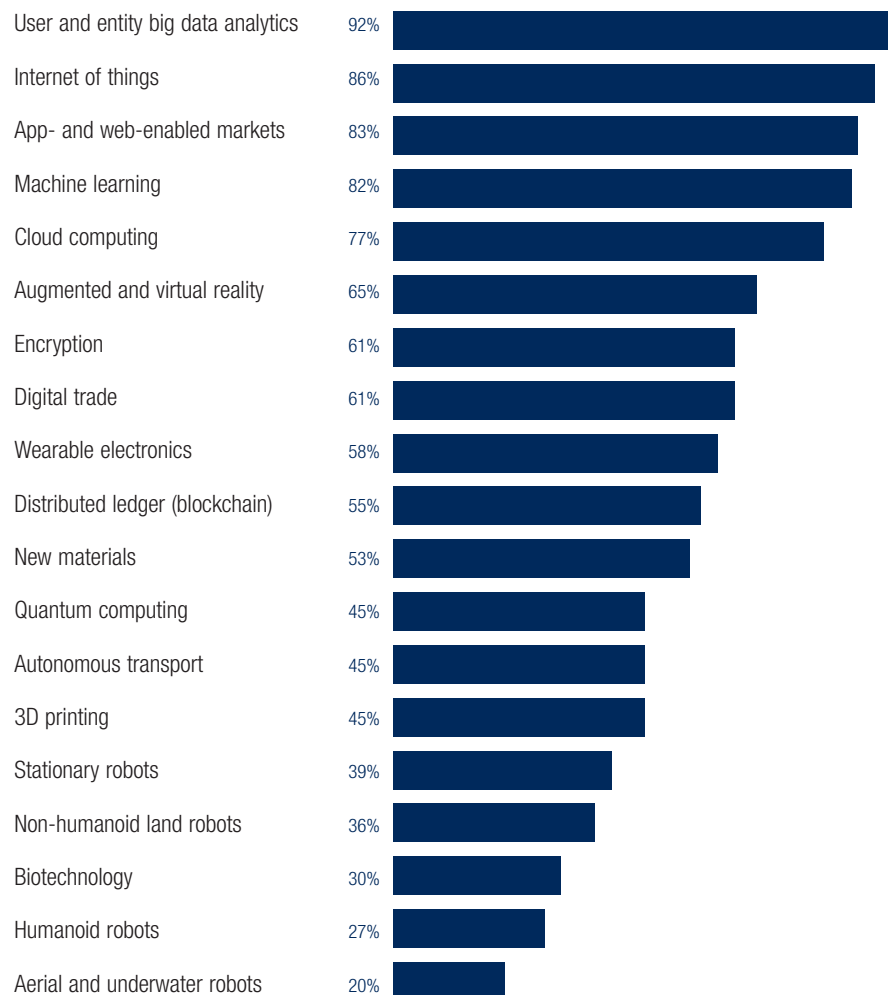
Industry	Primary	Secondary	Tertiary
Automotive, Aerospace, Supply Chain & Transport	Talent availability	Quality of the supply chain	Production cost
Aviation, Travel & Tourism	Talent availability	Ease of importing talent	Organization HQ
Chemistry, Advanced Materials & Biotechnology	Talent availability	Labour cost	Geographic concentration
Consumer	Talent availability	Labour cost	Production cost
Energy Utilities & Technologies	Production cost	Talent availability	Quality of the supply chain
Financial Services & Investors	Talent availability	Labour cost	Organization HQ
Global Health & Healthcare	Talent availability	Production cost	Labour cost
Information & Communication Technologies	Talent availability	Labour cost	Geographic concentration
Oil & Gas	Talent availability	Production cost	Geographic concentration
Professional Services	Talent availability	Strong local ed. provision	Labour cost

Range of options: Flexibility of labour laws, Geographic spread, Quality of the supply chain, Ease of importing talent, Labour cost, Location of raw materials, Organization HQ, Production cost, Strong local education provision, Talent availability.

Emerging job roles

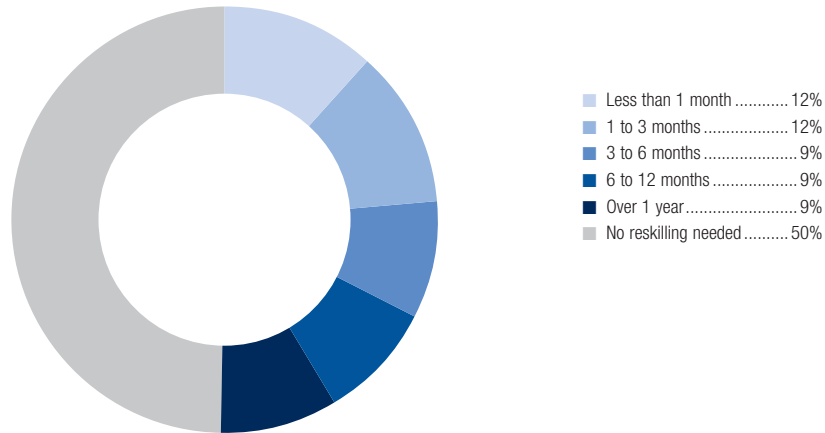
Software and Applications Developers and Analysts	Sales Representatives, Wholesale and Manufacturing,
Sales and Marketing Professionals	Technical and Scientific Products
Data Analysts and Scientists	Human Resources Specialists
Managing Directors and Chief Executives	Financial and Investment Advisers
General and Operations Managers	Financial Analysts
	Robotics Specialists and Engineers

Technology adoption (share of companies surveyed)

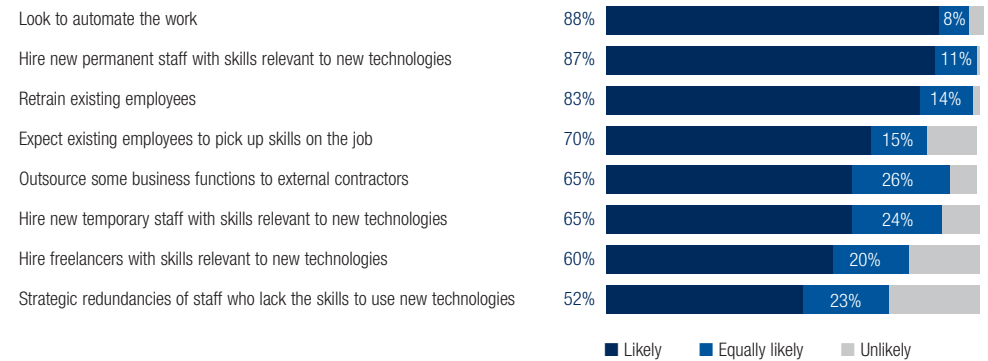


Country Profile Indonesia

Average reskilling needs (share of workforce)



Responses to shifting skills needs (share of companies surveyed)



Emerging skills

- Creativity, originality and initiative
- Emotional intelligence
- Analytical thinking and innovation
- Critical thinking and analysis
- Active learning and learning strategies
- Reasoning, problem-solving and ideation
- Technology design and programming
- Systems analysis and evaluation
- Complex problem-solving
- Leadership and social influence

Projected use of training providers (share of training)



Country Profile

Japan

Factors determining job location decisions

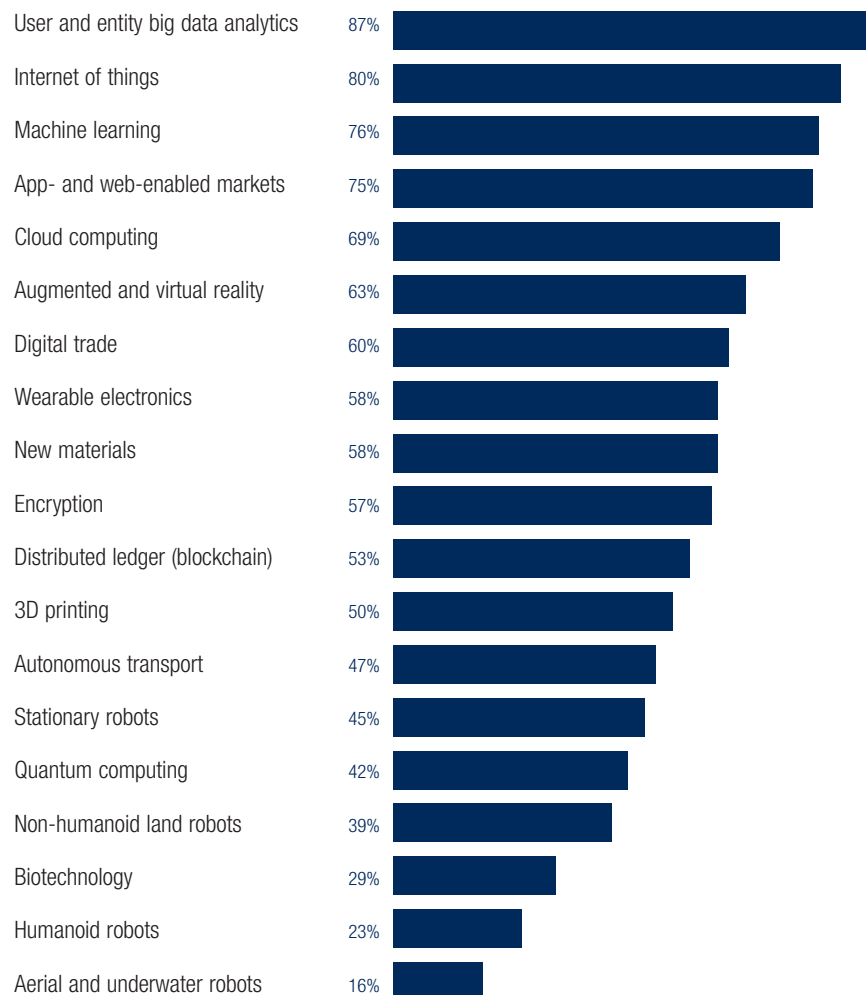
Industry	Primary	Secondary	Tertiary
Automotive, Aerospace, Supply Chain & Transport	Talent availability	Quality of the supply chain	Production cost
Aviation, Travel & Tourism	Talent availability	Ease of importing talent	Organization HQ
Chemistry, Advanced Materials & Biotechnology	Labour cost	Talent availability	Production cost
Consumer	Talent availability	Labour cost	Geographic concentration
Energy Utilities & Technologies	Geographic concentration	Talent availability	Production cost
Financial Services & Investors	Talent availability	Organization HQ	Labour cost
Global Health & Healthcare	Talent availability	Labour cost	Production cost
Information & Communication Technologies	Talent availability	Labour cost	Geographic concentration
Oil & Gas	Geographic concentration	Talent availability	Production cost
Professional Services	Talent availability	Strong local ed. provision	Labour cost

Range of options: Flexibility of labour laws, Geographic spread, Quality of the supply chain, Ease of importing talent, Labour cost, Location of raw materials, Organization HQ, Production cost, Strong local education provision, Talent availability.

Emerging job roles

Software and Applications Developers and Analysts	Sales Representatives, Wholesale and Manufacturing, Technical and Scientific Products
Sales and Marketing Professionals	
Managing Directors and Chief Executives	Human Resources Specialists
Data Analysts and Scientists	Financial and Investment Advisers
General and Operations Managers	Assembly and Factory Workers
	Financial Analysts

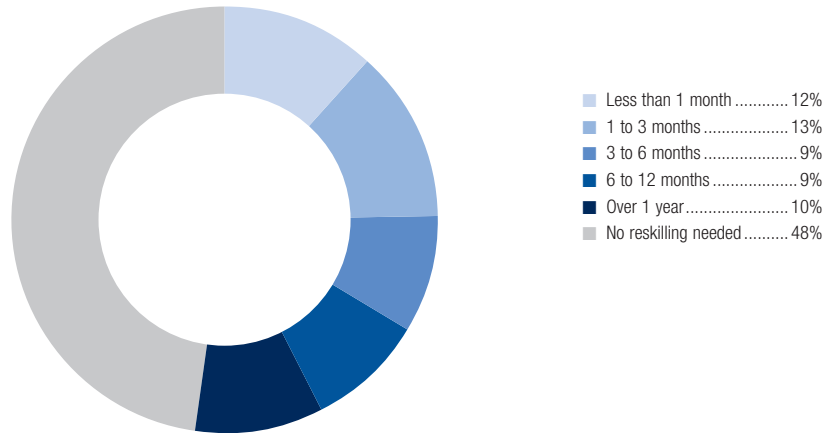
Technology adoption *(share of companies surveyed)*



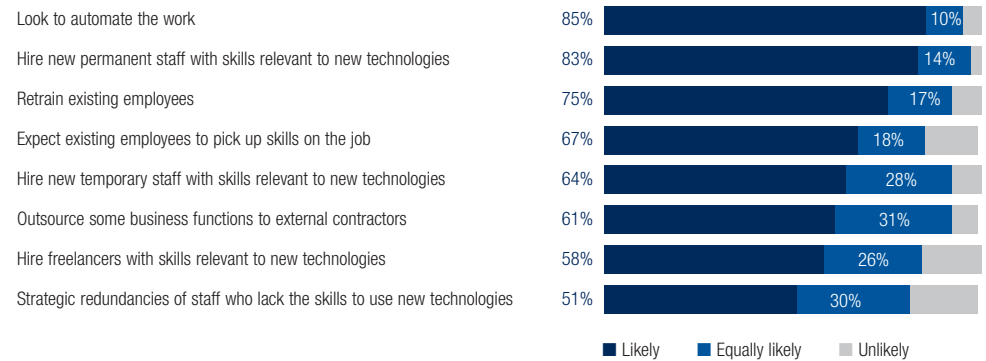
Country Profile

Japan

Average reskilling needs (share of workforce)



Responses to shifting skills needs (share of companies surveyed)



Emerging skills

- Creativity, originality and initiative
- Analytical thinking and innovation
- Active learning and learning strategies
- Technology design and programming
- Critical thinking and analysis
- Complex problem-solving
- Emotional intelligence
- Leadership and social influence
- Reasoning, problem-solving and ideation
- Systems analysis and evaluation

Projected use of training providers (share of training)



Country Profile

Korea, Rep.

Factors determining job location decisions

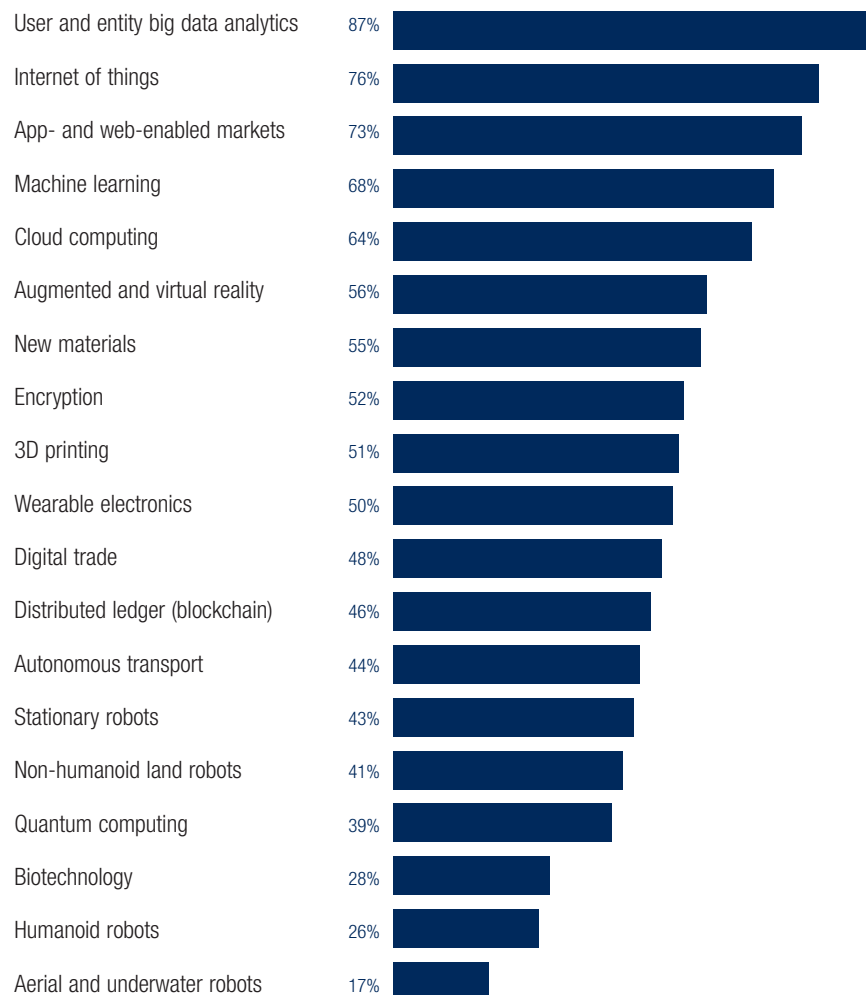
Industry	Primary	Secondary	Tertiary
Automotive, Aerospace, Supply Chain & Transport	Production cost	Talent availability	Labour cost
Aviation, Travel & Tourism	Talent availability	Ease of importing talent	Organization HQ
Chemistry, Advanced Materials & Biotechnology	Labour cost	Talent availability	Production cost
Consumer	Labour cost	Geographic concentration	Talent availability
Energy Utilities & Technologies	Talent availability	Labour cost	Production cost
Financial Services & Investors	Talent availability	Labour cost	Organization HQ
Global Health & Healthcare	Talent availability	Labour cost	Production cost
Information & Communication Technologies	Talent availability	Labour cost	Geographic concentration
Oil & Gas	Talent availability	Production cost	Labour cost
Professional Services	Talent availability	Strong local ed. provision	Labour cost

Range of options: Flexibility of labour laws, Geographic spread, Quality of the supply chain, Ease of importing talent, Labour cost, Location of raw materials, Organization HQ, Production cost, Strong local education provision, Talent availability.

Emerging job roles

- | | |
|---|---------------------------------|
| Sales and Marketing Professionals | General and Operations Managers |
| Software and Applications Developers and Analysts | Human Resources Specialists |
| Data Analysts and Scientists | Assembly and Factory Workers |
| Managing Directors and Chief Executives | Risk Management Specialists |
| Sales Representatives, Wholesale and Manufacturing, Technical and Scientific Products | Financial Analysts |

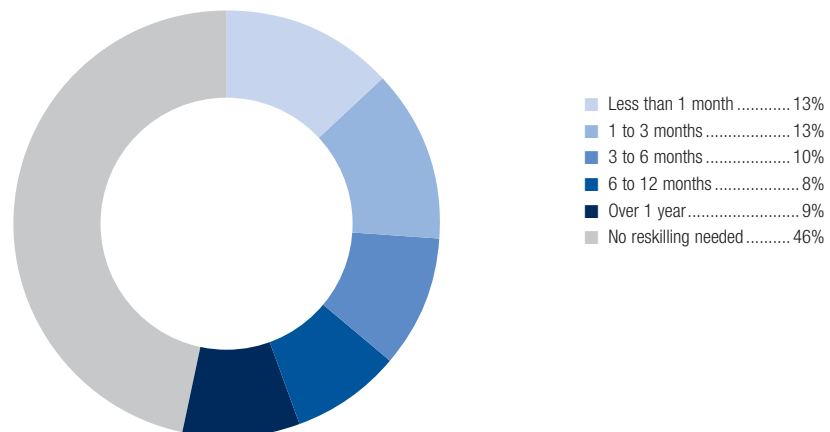
Technology adoption (share of companies surveyed)



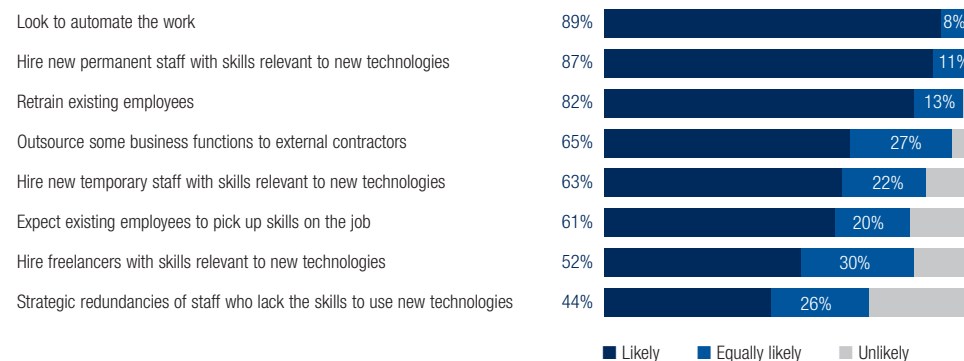
Country Profile

Korea, Rep.

Average reskilling needs (share of workforce)



Responses to shifting skills needs (share of companies surveyed)



Emerging skills

- Analytical thinking and innovation
- Leadership and social influence
- Creativity, originality and initiative
- Reasoning, problem-solving and ideation
- Active learning and learning strategies
- Systems analysis and evaluation
- Critical thinking and analysis
- Emotional intelligence
- Technology design and programming
- Complex problem-solving

Projected use of training providers (share of training)



Country Profile

Mexico

Factors determining job location decisions

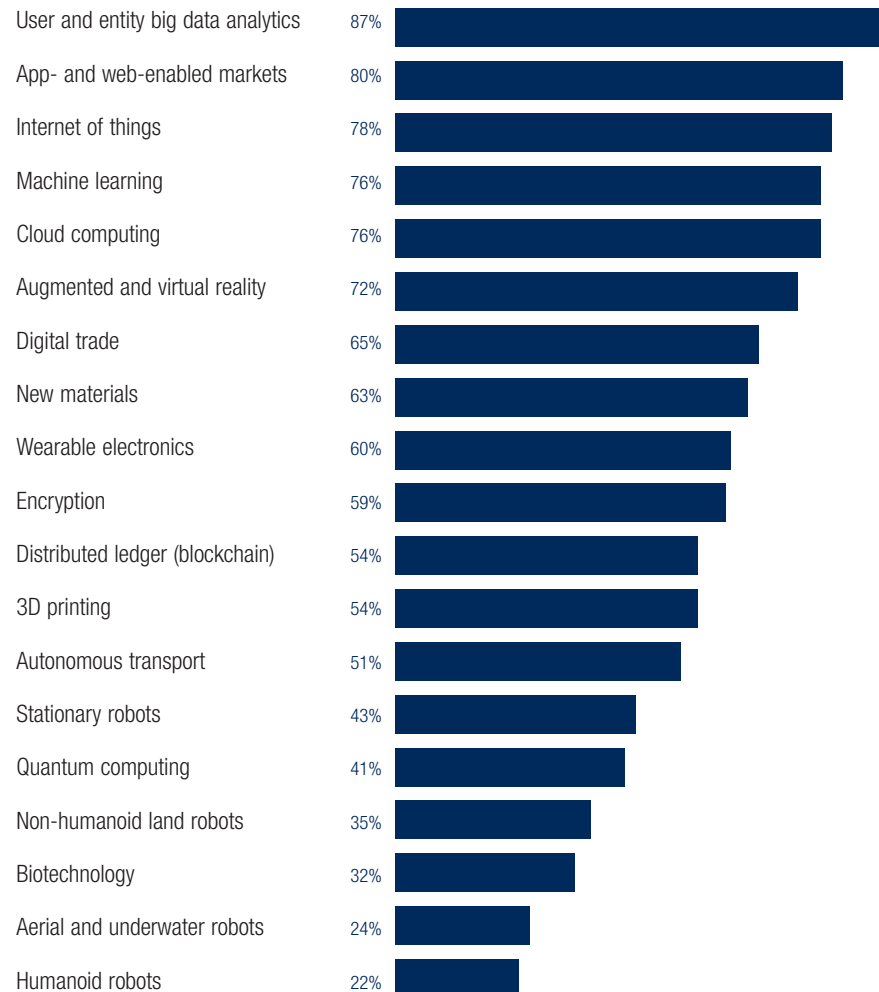
Industry	Primary	Secondary	Tertiary
Automotive, Aerospace, Supply Chain & Transport	Talent availability	Production cost	Labour cost
Aviation, Travel & Tourism	Talent availability	Ease of importing talent	Organization HQ
Chemistry, Advanced Materials & Biotechnology	Talent availability	Labour cost	Quality of the supply chain
Consumer	Labour cost	Talent availability	Quality of the supply chain
Energy Utilities & Technologies	Production cost	Labour cost	Talent availability
Financial Services & Investors	Talent availability	Labour cost	Strong local ed. provision
Global Health & Healthcare	Talent availability	Labour cost	Production cost
Information & Communication Technologies	Talent availability	Labour cost	Ease of importing talent
Oil & Gas	Talent availability	Production cost	Location of raw materials
Professional Services	Talent availability	Strong local ed. provision	Labour cost

Range of options: Flexibility of labour laws, Geographic spread, Quality of the supply chain, Ease of importing talent, Labour cost, Location of raw materials, Organization HQ, Production cost, Strong local education provision, Talent availability.

Emerging job roles

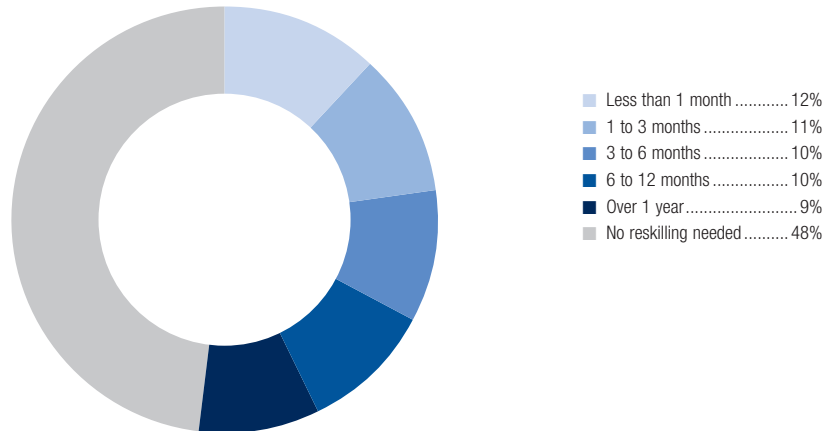
Managing Directors and Chief Executives	Sales Representatives, Wholesale and Manufacturing,
Software and Applications Developers and Analysts	Technical and Scientific Products
Data Analysts and Scientists	Human Resources Specialists
Sales and Marketing Professionals	Financial and Investment Advisers
General and Operations Managers	Assembly and Factory Workers
	Financial Analysts

Technology adoption (share of companies surveyed)

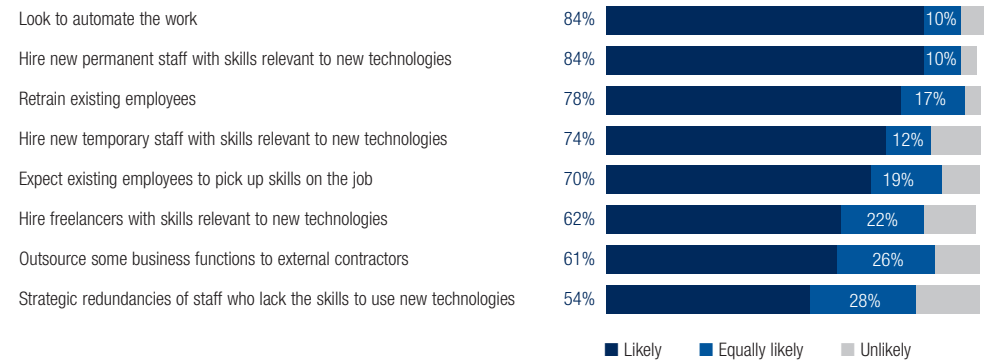


Country Profile Mexico

Average reskilling needs (share of workforce)



Responses to shifting skills needs (share of companies surveyed)



Emerging skills

- Analytical thinking and innovation
- Creativity, originality and initiative
- Active learning and learning strategies
- Technology design and programming
- Reasoning, problem-solving and ideation
- Complex problem-solving
- Leadership and social influence
- Critical thinking and analysis
- Resilience, stress tolerance and flexibility
- Emotional intelligence

Projected use of training providers (share of training)



Country Profile

Philippines

Factors determining job location decisions

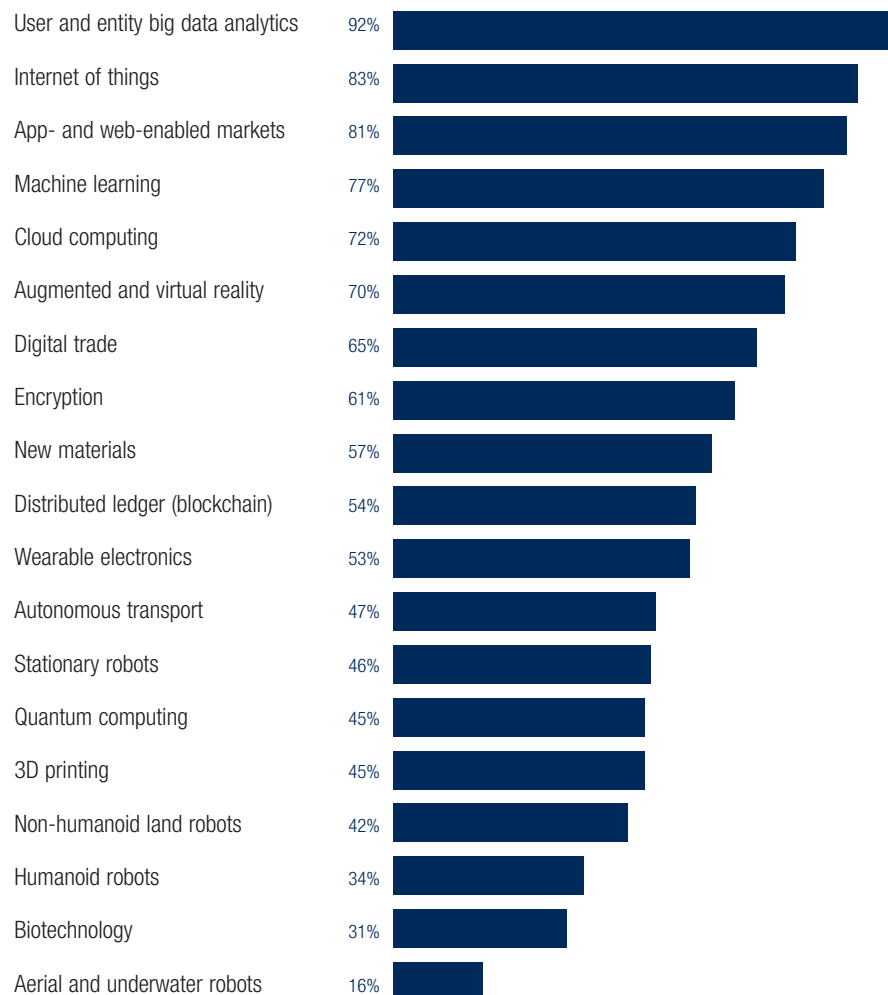
Industry	Primary	Secondary	Tertiary
Automotive, Aerospace, Supply Chain & Transport	Talent availability	Quality of the supply chain	Production cost
Aviation, Travel & Tourism	Talent availability	Organization HQ	Ease of importing talent
Chemistry, Advanced Materials & Biotechnology	Labour cost	Talent availability	Production cost
Consumer	Talent availability	Quality of the supply chain	Production cost
Financial Services & Investors	Labour cost	Talent availability	Ease of importing talent
Global Health & Healthcare	Talent availability	Labour cost	Production cost
Information & Communication Technologies	Talent availability	Labour cost	Geographic concentration
Professional Services	Talent availability	Labour cost	Strong local ed. provision

Range of options: Flexibility of labour laws, Geographic spread, Quality of the supply chain, Ease of importing talent, Labour cost, Location of raw materials, Organization HQ, Production cost, Strong local education provision, Talent availability.

Emerging job roles

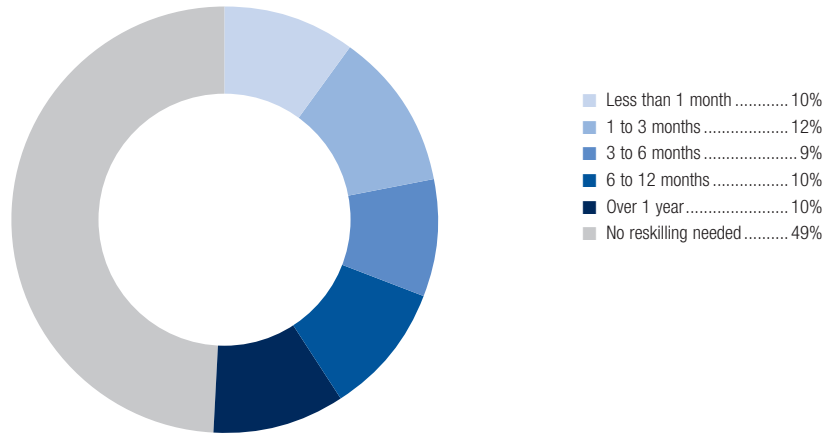
Software and Applications Developers and Analysts	General and Operations Managers
Sales and Marketing Professionals	Human Resources Specialists
Managing Directors and Chief Executives	Financial and Investment Advisers
Data Analysts and Scientists	Assembly and Factory Workers
Sales Representatives, Wholesale and Manufacturing, Technical and Scientific Products	Database and Network Professionals

Technology adoption *(share of companies surveyed)*

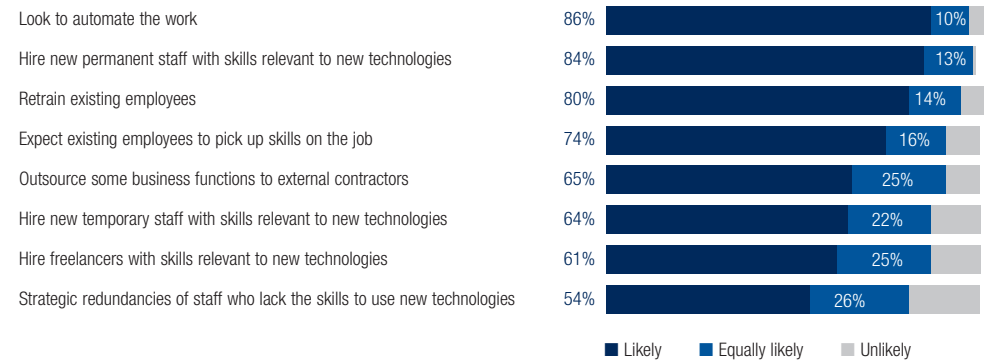


Country Profile Philippines

Average reskilling needs *(share of workforce)*



Responses to shifting skills needs *(share of companies surveyed)*



Emerging skills

- Analytical thinking and innovation
- Leadership and social influence
- Active learning and learning strategies
- Emotional intelligence
- Creativity, originality and initiative
- Reasoning, problem-solving and ideation
- Technology design and programming
- Resilience, stress tolerance and flexibility
- Critical thinking and analysis
- Complex problem-solving

Projected use of training providers *(share of training)*



Country Profile

Russian Federation

Factors determining job location decisions

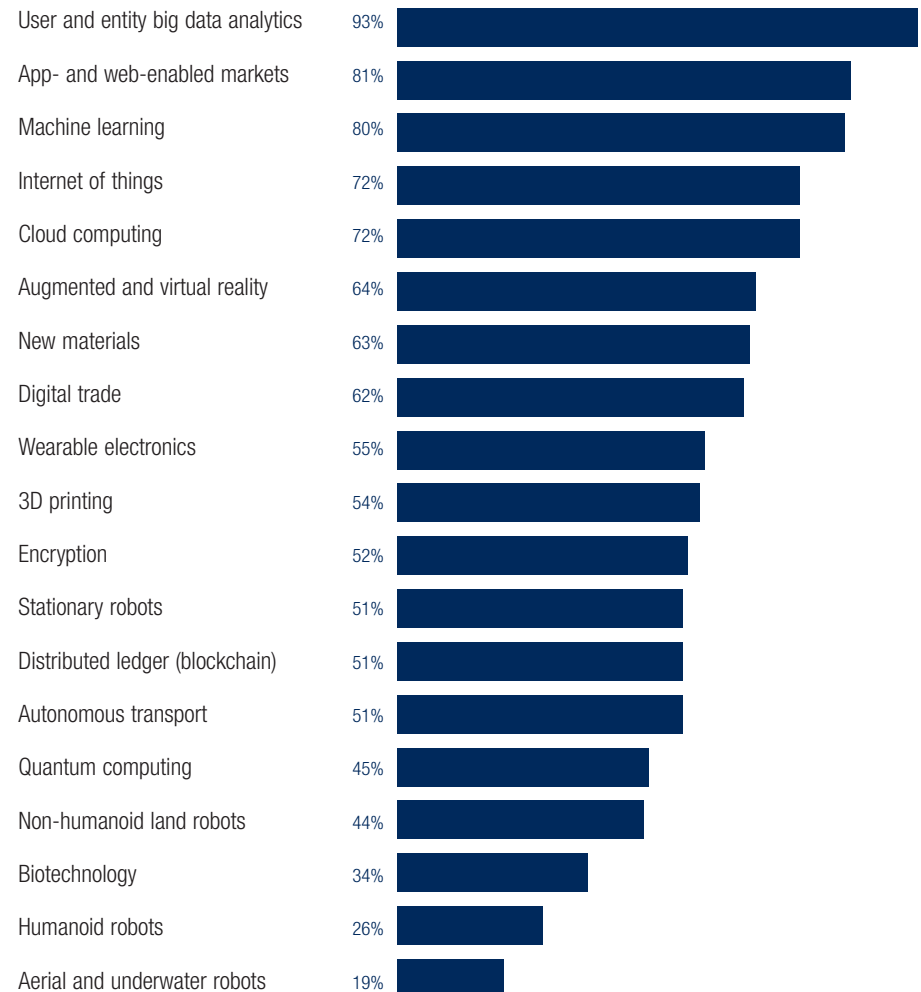
Industry	Primary	Secondary	Tertiary
Automotive, Aerospace, Supply Chain & Transport	Production cost	Talent availability	Labour cost
Aviation, Travel & Tourism	Talent availability	Organization HQ	Ease of importing talent
Chemistry, Advanced Materials & Biotechnology	Labour cost	Production cost	Talent availability
Consumer	Labour cost	Geographic concentration	Production cost
Energy Utilities & Technologies	Talent availability	Labour cost	Production cost
Global Health & Healthcare	Talent availability	Labour cost	Production cost
Information & Communication Technologies	Talent availability	Labour cost	Organization HQ
Oil & Gas	Geographic concentration	Talent availability	Production cost
Professional Services	Talent availability	Strong local ed. provision	Labour cost

Range of options: Flexibility of labour laws, Geographic spread, Quality of the supply chain, Ease of importing talent, Labour cost, Location of raw materials, Organization HQ, Production cost, Strong local education provision, Talent availability.

Emerging job roles

Managing Directors and Chief Executives	Data Analysts and Scientists
Software and Applications Developers and Analysts	Human Resources Specialists
Sales and Marketing Professionals	Assembly and Factory Workers
General and Operations Managers	Financial and Investment Advisers
Sales Representatives, Wholesale and Manufacturing, Technical and Scientific Products	Risk Management Specialists

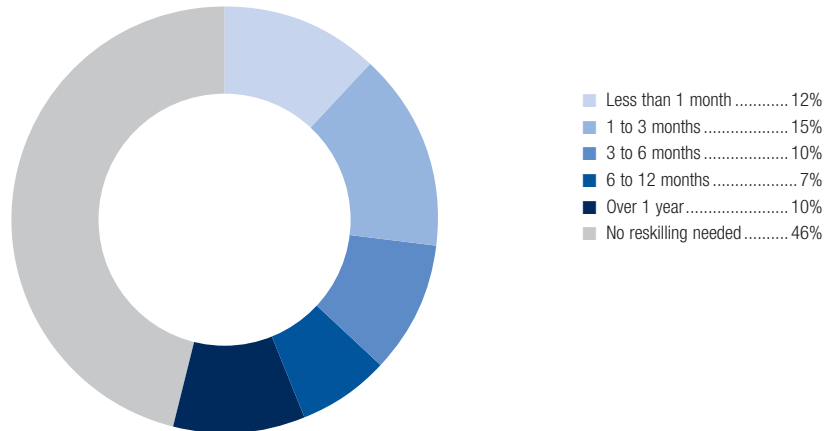
Technology adoption *(share of companies surveyed)*



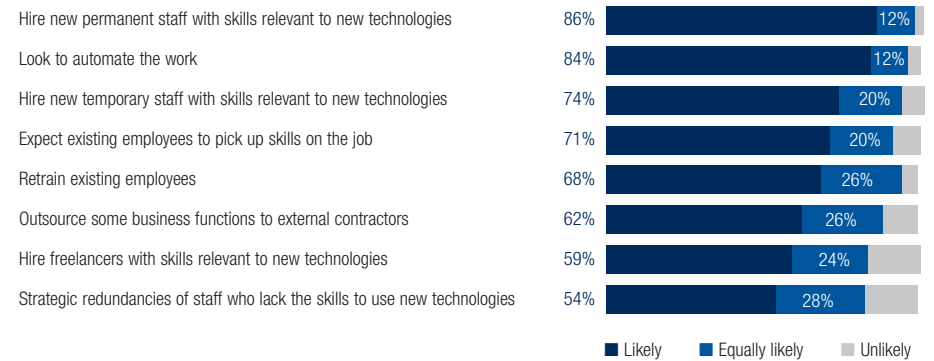
Country Profile

Russian Federation

Average reskilling needs *(share of workforce)*



Responses to shifting skills needs *(share of companies surveyed)*



Emerging skills

- Creativity, originality and initiative
- Analytical thinking and innovation
- Active learning and learning strategies
- Technology design and programming
- Critical thinking and analysis
- Emotional intelligence
- Complex problem-solving
- Leadership and social influence
- Reasoning, problem-solving and ideation
- Systems analysis and evaluation

Projected use of training providers *(share of training)*



Country Profile

Singapore

Factors determining job location decisions

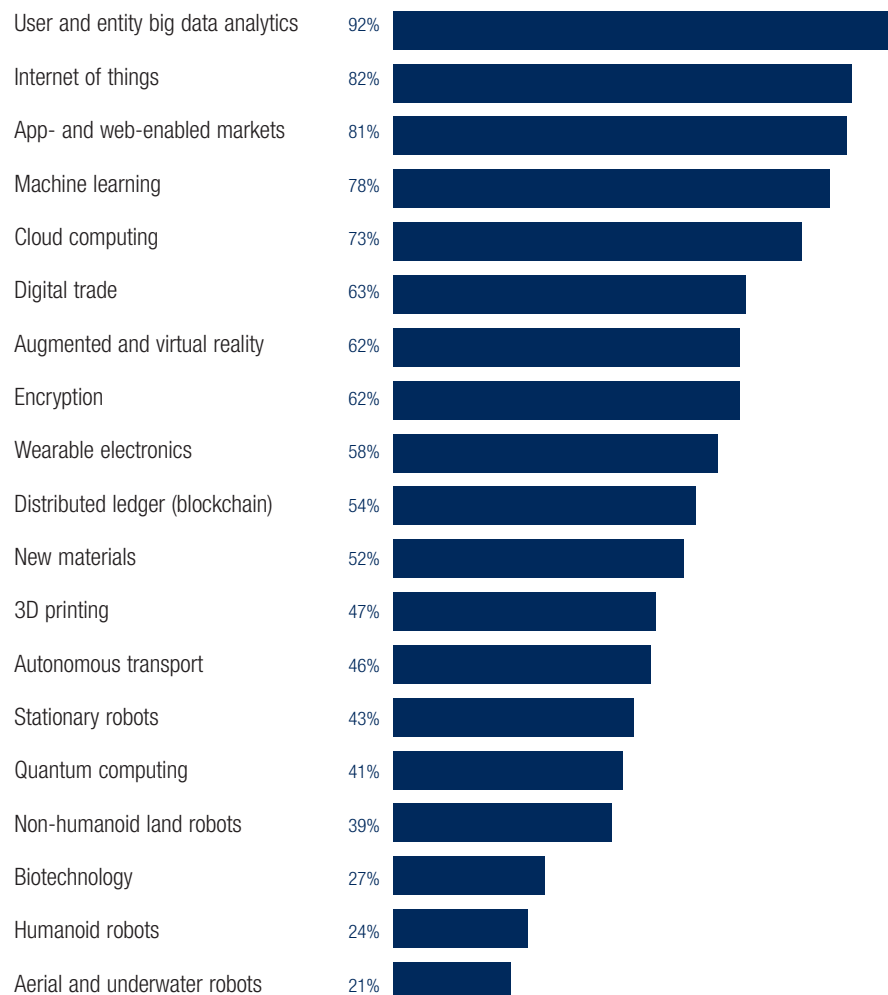
Industry	Primary	Secondary	Tertiary
Automotive, Aerospace, Supply Chain & Transport	Talent availability	Labour cost	Quality of the supply chain
Aviation, Travel & Tourism	Talent availability	Organization HQ	Ease of importing talent
Chemistry, Advanced Materials & Biotechnology	Talent availability	Labour cost	Quality of the supply chain
Consumer	Labour cost	Talent availability	Quality of the supply chain
Energy Utilities & Technologies	Production cost	Talent availability	Labour cost
Financial Services & Investors	Talent availability	Organization HQ	Labour cost
Global Health & Healthcare	Talent availability	Labour cost	Production cost
Information & Communication Technologies	Talent availability	Labour cost	Geographic concentration
Oil & Gas	Talent availability	Production cost	Geographic concentration
Professional Services	Talent availability	Strong local ed. provision	Labour cost

Range of options: Flexibility of labour laws, Geographic spread, Quality of the supply chain, Ease of importing talent, Labour cost, Location of raw materials, Organization HQ, Production cost, Strong local education provision, Talent availability.

Emerging job roles

Software and Applications Developers and Analysts	Sales Representatives, Wholesale and Manufacturing,
Sales and Marketing Professionals	Technical and Scientific Products
Data Analysts and Scientists	Financial and Investment Advisers
Managing Directors and Chief Executives	Financial Analysts
Human Resources Specialists	Database and Network Professionals
General and Operations Managers	

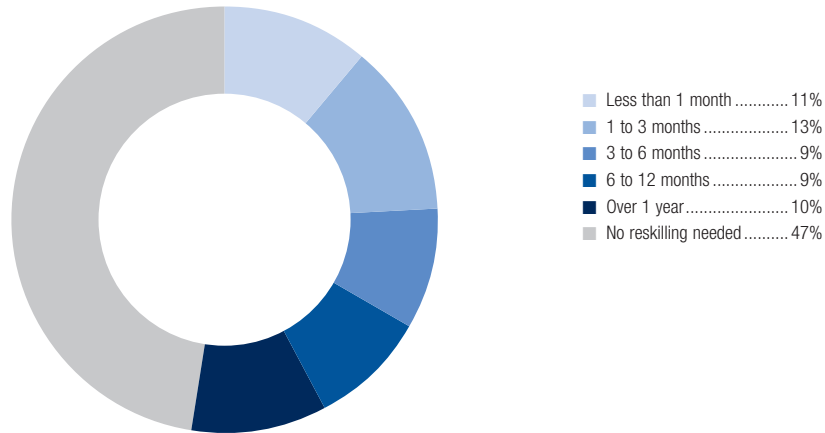
Technology adoption *(share of companies surveyed)*



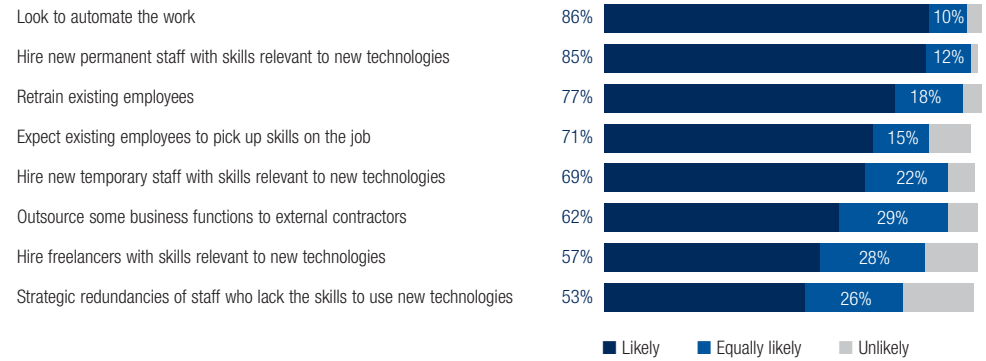
Country Profile

Singapore

Average reskilling needs *(share of workforce)*



Responses to shifting skills needs *(share of companies surveyed)*



Emerging skills

- Analytical thinking and innovation
- Active learning and learning strategies
- Creativity, originality and initiative
- Technology design and programming
- Critical thinking and analysis
- Complex problem-solving
- Leadership and social influence
- Emotional intelligence
- Reasoning, problem-solving and ideation
- Systems analysis and evaluation

Projected use of training providers *(share of training)*



Country Profile

South Africa

Factors determining job location decisions

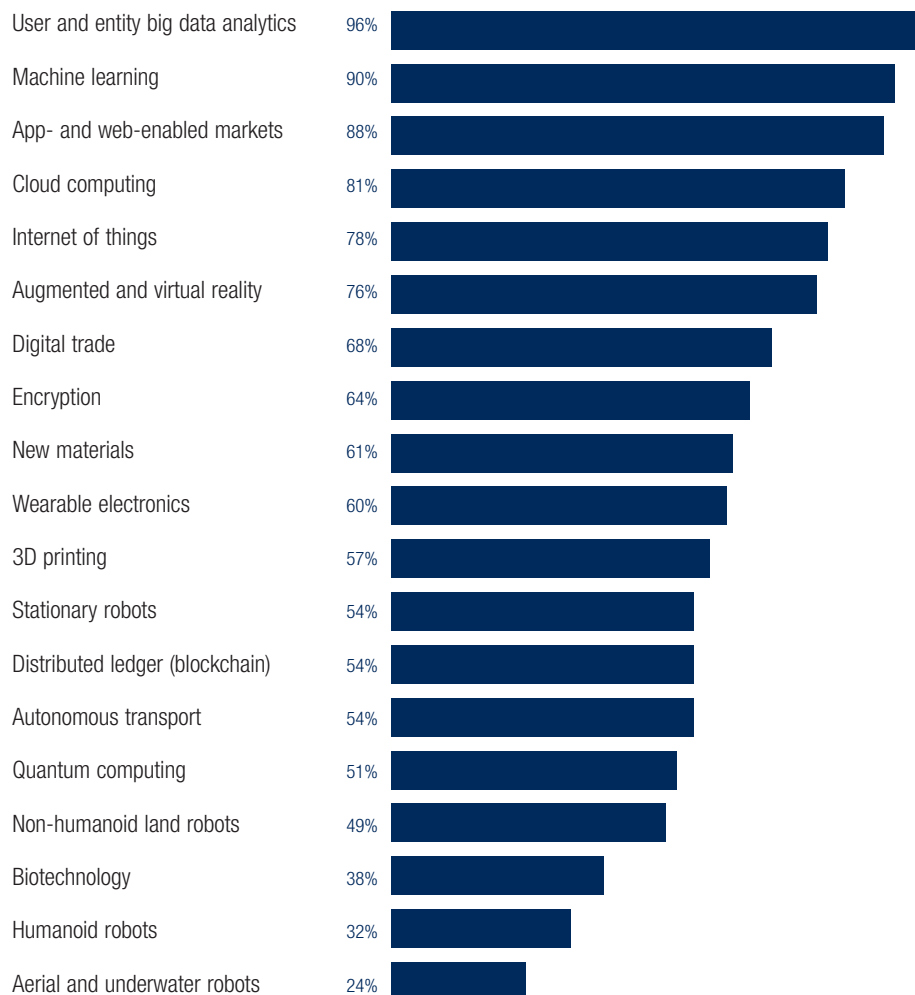
Industry	Primary	Secondary	Tertiary
Automotive, Aerospace, Supply Chain & Transport	Production cost	Talent availability	Quality of the supply chain
Aviation, Travel & Tourism	Talent availability	Organization HQ	Labour cost
Chemistry, Advanced Materials & Biotechnology	Talent availability	Labour cost	Geographic concentration
Consumer	Talent availability	Quality of the supply chain	Production cost
Energy Utilities & Technologies	Labour cost	Geographic concentration	Talent availability
Financial Services & Investors	Talent availability	Ease of importing talent	Strong local ed. provision
Global Health & Healthcare	Talent availability	Labour cost	Production cost
Information & Communication Technologies	Talent availability	Labour cost	Geographic concentration
Oil & Gas	Production cost	Geographic concentration	Talent availability
Professional Services	Talent availability	Geographic concentration	Strong local ed. provision

Range of options: Flexibility of labour laws, Geographic spread, Quality of the supply chain, Ease of importing talent, Labour cost, Location of raw materials, Organization HQ, Production cost, Strong local education provision, Talent availability.

Emerging job roles

Software and Applications Developers and Analysts	Assembly and Factory Workers
Sales and Marketing Professionals	Sales Representatives, Wholesale and Manufacturing,
Managing Directors and Chief Executives	Technical and Scientific Products
General and Operations Managers	Industrial and Production Engineers
Data Analysts and Scientists	Human Resources Specialists
Financial and Investment Advisers	

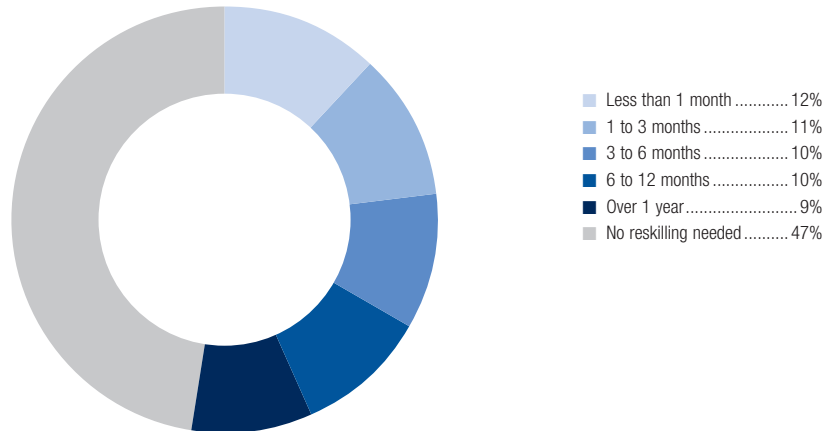
Technology adoption *(share of companies surveyed)*



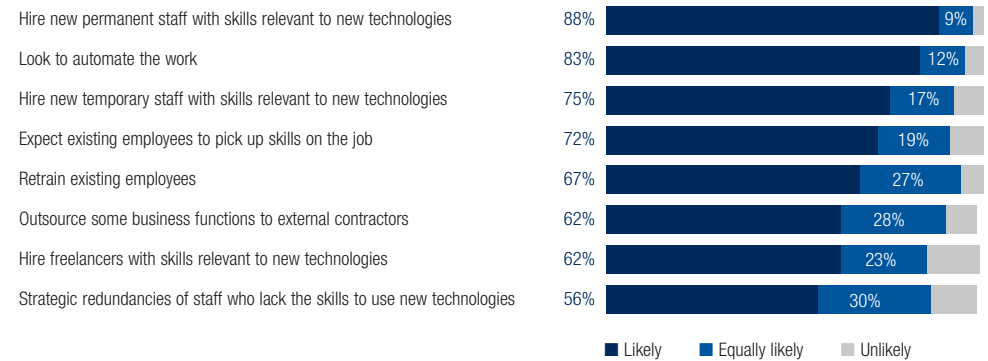
Country Profile

South Africa

Average reskilling needs (share of workforce)



Responses to shifting skills needs (share of companies surveyed)



Emerging skills

- Analytical thinking and innovation
- Creativity, originality and initiative
- Active learning and learning strategies
- Technology design and programming
- Complex problem-solving
- Leadership and social influence
- Reasoning, problem-solving and ideation
- Critical thinking and analysis
- Resilience, stress tolerance and flexibility
- Emotional intelligence

Projected use of training providers (share of training)



Country Profile

Switzerland

Factors determining job location decisions

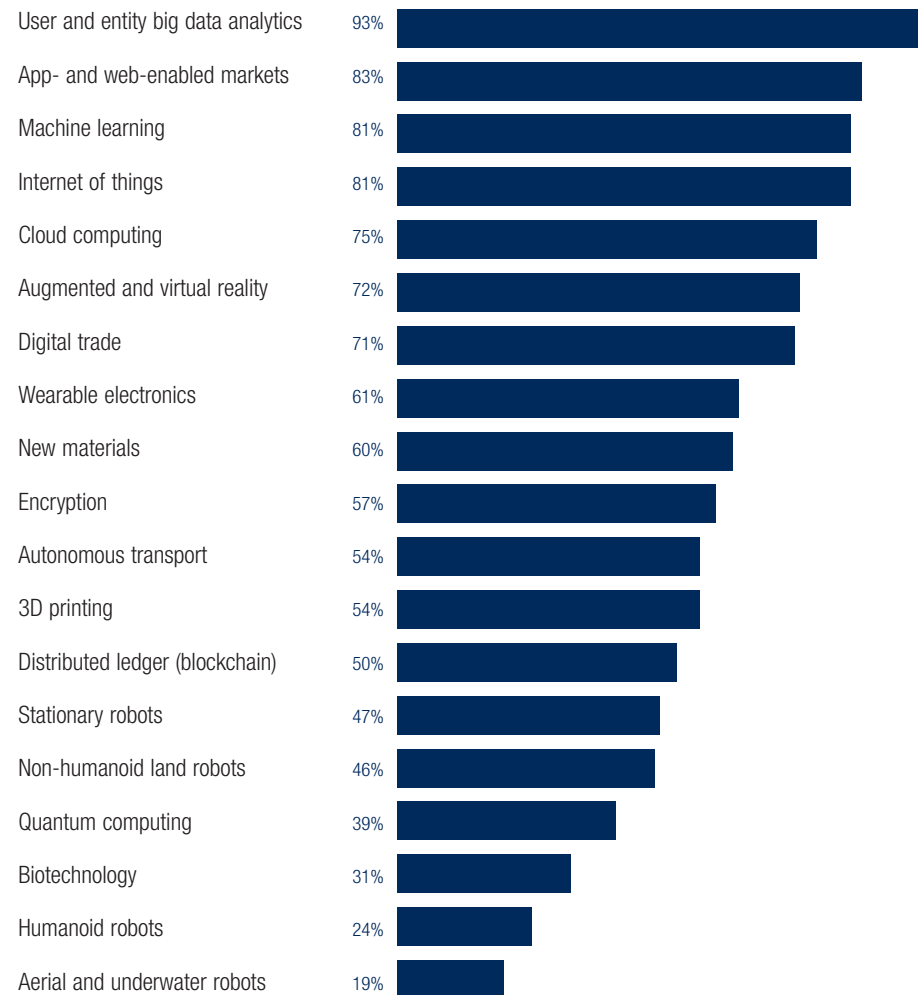
Industry	Primary	Secondary	Tertiary
Automotive, Aerospace, Supply Chain & Transport	Talent availability	Quality of the supply chain	Production cost
Aviation, Travel & Tourism	Talent availability	Organization HQ	Ease of importing talent
Chemistry, Advanced Materials & Biotechnology	Talent availability	Labour cost	Production cost
Consumer	Talent availability	Labour cost	Quality of the supply chain
Global Health & Healthcare	Talent availability	Labour cost	Production cost
Information & Communication Technologies	Talent availability	Organization HQ	Labour cost
Professional Services	Talent availability	Strong local ed. provision	Geographic concentration

Range of options: Flexibility of labour laws, Geographic spread, Quality of the supply chain, Ease of importing talent, Labour cost, Location of raw materials, Organization HQ, Production cost, Strong local education provision, Talent availability.

Emerging job roles

- | | |
|---|------------------------------------|
| Managing Directors and Chief Executives | Data Analysts and Scientists |
| Sales and Marketing Professionals | Human Resources Specialists |
| Software and Applications Developers and Analysts | Assembly and Factory Workers |
| Sales Representatives, Wholesale and Manufacturing, Technical and Scientific Products | Database and Network Professionals |
| General and Operations Managers | Information Security Analysts |

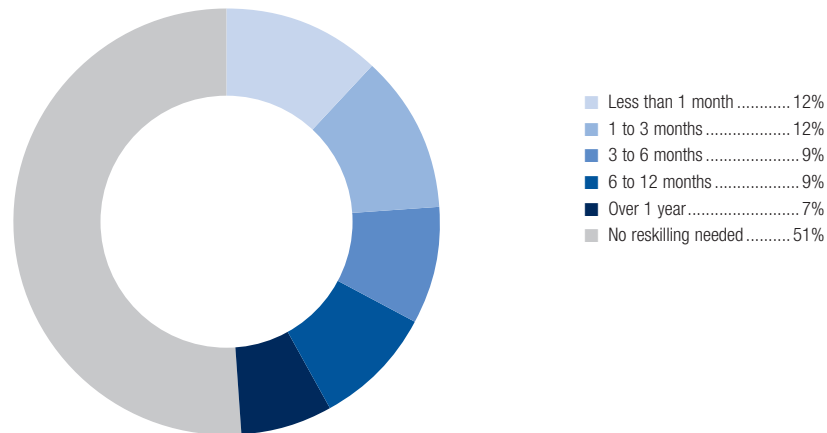
Technology adoption (share of companies surveyed)



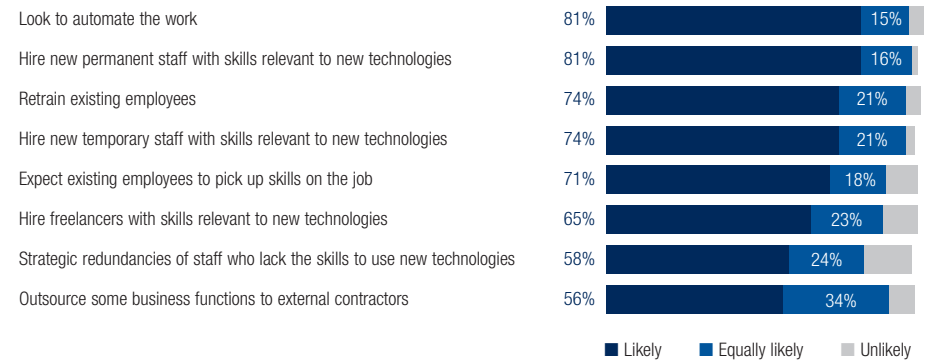
Country Profile

Switzerland

Average reskilling needs (share of workforce)



Responses to shifting skills needs (share of companies surveyed)



Emerging skills

- Analytical thinking and innovation
- Creativity, originality and initiative
- Active learning and learning strategies
- Technology design and programming
- Leadership and social influence
- Emotional intelligence
- Complex problem-solving
- Critical thinking and analysis
- Resilience, stress tolerance and flexibility
- Systems analysis and evaluation

Projected use of training providers (share of training)



Country Profile

Thailand

Factors determining job location decisions

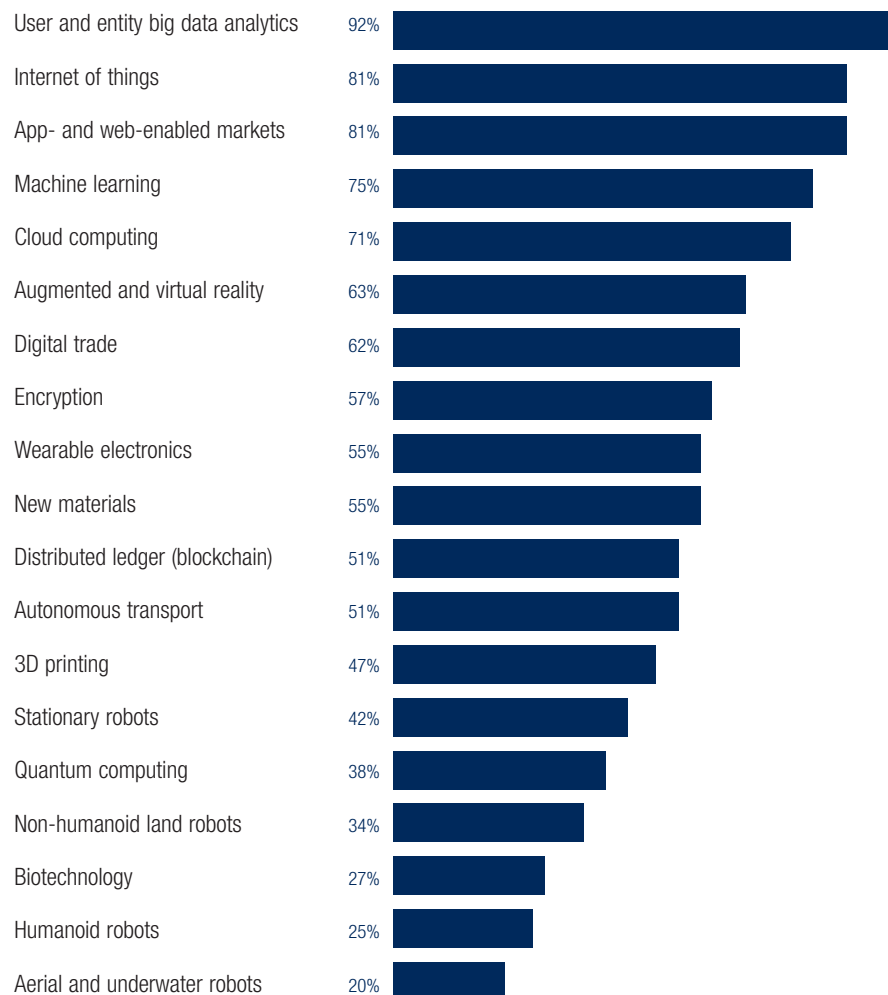
Industry	Primary	Secondary	Tertiary
Automotive, Aerospace, Supply Chain & Transport	Talent availability	Production cost	Labour cost
Aviation, Travel & Tourism	Talent availability	Organization HQ	Ease of importing talent
Chemistry, Advanced Materials & Biotechnology	Talent availability	Labour cost	Production cost
Consumer	Labour cost	Quality of the supply chain	Production cost
Energy Utilities & Technologies	Production cost	Labour cost	Talent availability
Financial Services & Investors	Talent availability	Labour cost	Geographic concentration
Global Health & Healthcare	Talent availability	Labour cost	Production cost
Information & Communication Technologies	Talent availability	Labour cost	Geographic concentration
Oil & Gas	Production cost	Talent availability	Labour cost
Professional Services	Talent availability	Labour cost	Geographic concentration

Range of options: Flexibility of labour laws, Geographic spread, Quality of the supply chain, Ease of importing talent, Labour cost, Location of raw materials, Organization HQ, Production cost, Strong local education provision, Talent availability.

Emerging job roles

Software and Applications Developers and Analysts	General and Operations Managers
Managing Directors and Chief Executives	Human Resources Specialists
Sales and Marketing Professionals	Financial and Investment Advisers
Data Analysts and Scientists	Assembly and Factory Workers
Sales Representatives, Wholesale and Manufacturing, Technical and Scientific Products	Financial Analysts

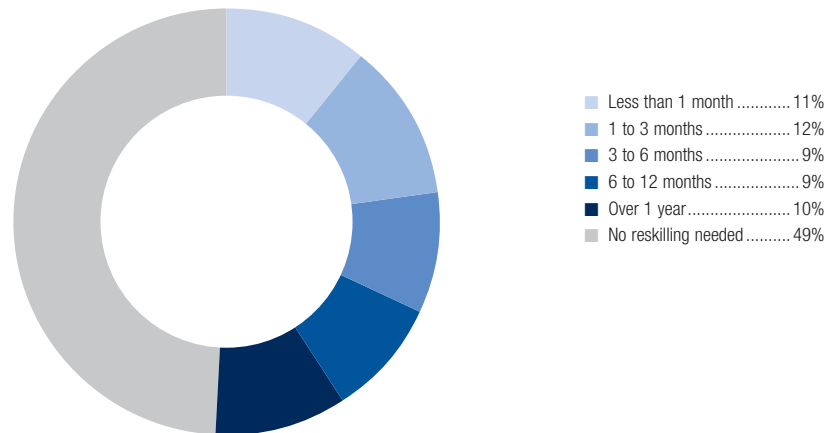
Technology adoption *(share of companies surveyed)*



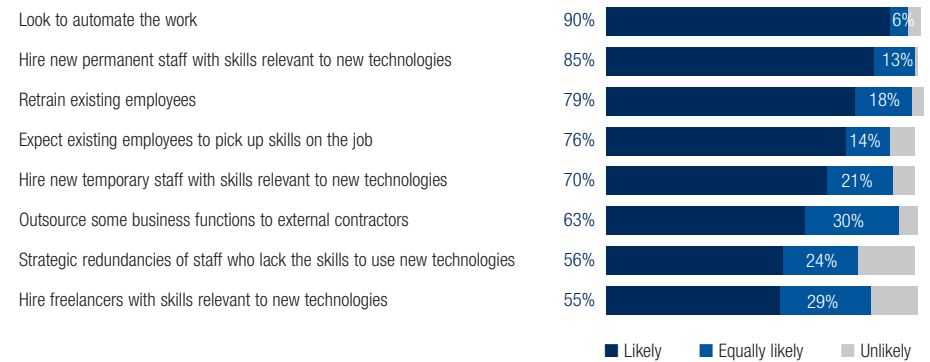
Country Profile

Thailand

Average reskilling needs (share of workforce)



Responses to shifting skills needs (share of companies surveyed)



Emerging skills

- Analytical thinking and innovation
- Creativity, originality and initiative
- Active learning and learning strategies
- Technology design and programming
- Complex problem-solving
- Leadership and social influence
- Critical thinking and analysis
- Systems analysis and evaluation
- Reasoning, problem-solving and ideation
- Emotional intelligence

Projected use of training providers (share of training)



Country Profile

United Kingdom

Factors determining job location decisions

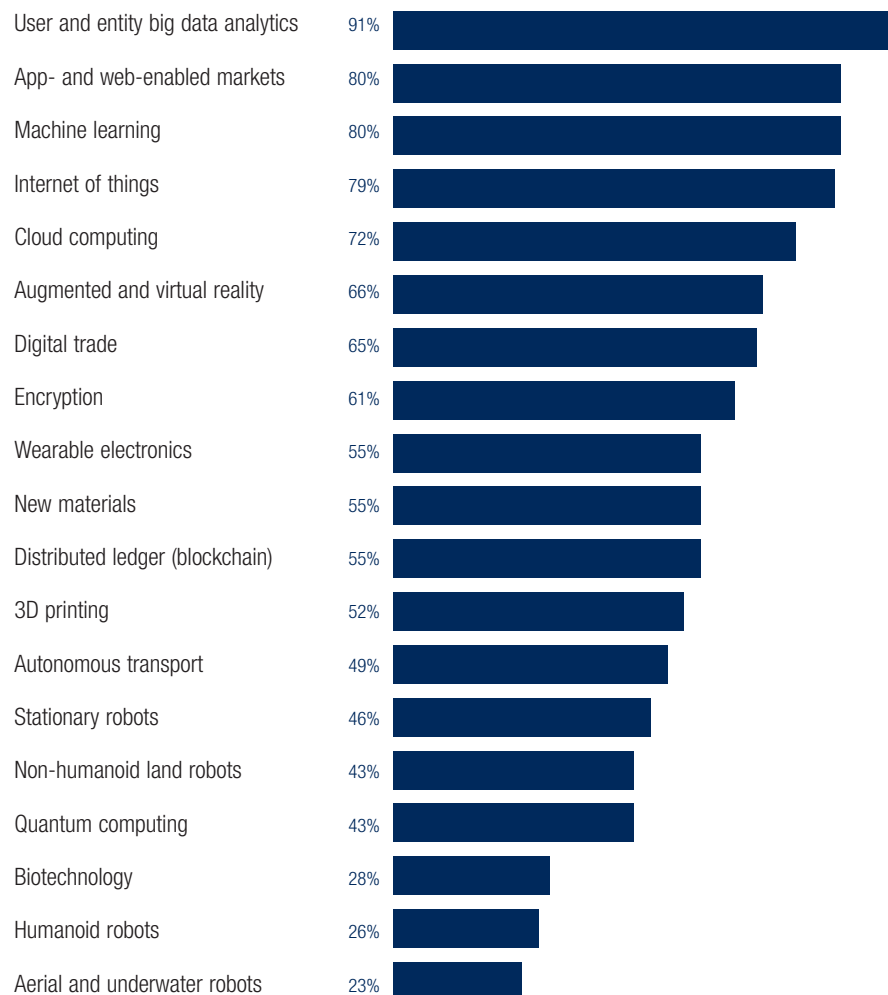
Industry	Primary	Secondary	Tertiary
Automotive, Aerospace, Supply Chain & Transport	Talent availability	Quality of the supply chain	Production cost
Aviation, Travel & Tourism	Talent availability	Organization HQ	Ease of importing talent
Chemistry, Advanced Materials & Biotechnology	Talent availability	Labour cost	Production cost
Consumer	Talent availability	Quality of the supply chain	Geographic concentration
Energy Utilities & Technologies	Talent availability	Labour cost	Production cost
Financial Services & Investors	Talent availability	Organization HQ	Labour cost
Global Health & Healthcare	Talent availability	Labour cost	Production cost
Information & Communication Technologies	Talent availability	Labour cost	Geographic concentration
Oil & Gas	Geographic concentration	Talent availability	Production cost
Professional Services	Talent availability	Strong local ed. provision	Geographic concentration

Range of options: Flexibility of labour laws, Geographic spread, Quality of the supply chain, Ease of importing talent, Labour cost, Location of raw materials, Organization HQ, Production cost, Strong local education provision, Talent availability.

Emerging job roles

Software and Applications Developers and Analysts	Sales Representatives, Wholesale and Manufacturing,
Managing Directors and Chief Executives	Technical and Scientific Products
Sales and Marketing Professionals	Assembly and Factory Workers
Data Analysts and Scientists	Human Resources Specialists
General and Operations Managers	Financial and Investment Advisers
	Financial Analysts

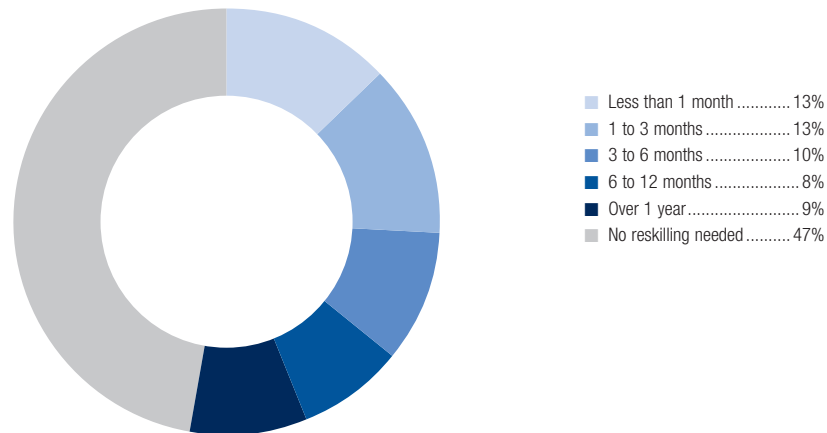
Technology adoption *(share of companies surveyed)*



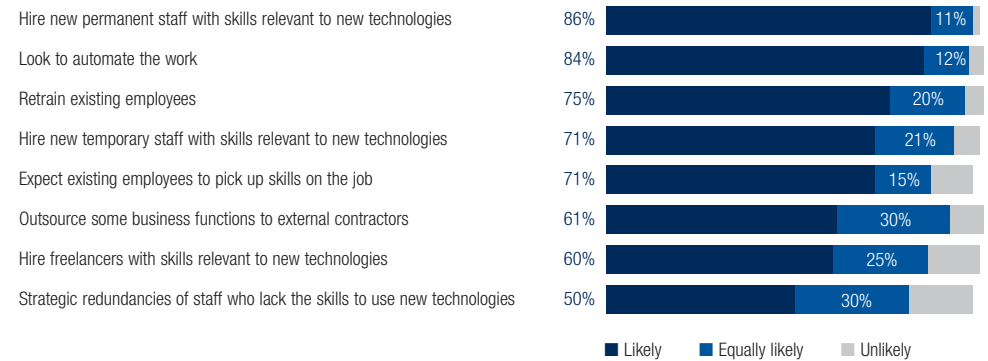
Country Profile

United Kingdom

Average reskilling needs *(share of workforce)*



Responses to shifting skills needs *(share of companies surveyed)*



Emerging skills

- Analytical thinking and innovation
- Creativity, originality and initiative
- Active learning and learning strategies
- Technology design and programming
- Complex problem-solving
- Critical thinking and analysis
- Leadership and social influence
- Systems analysis and evaluation
- Reasoning, problem-solving and ideation
- Emotional intelligence

Projected use of training providers *(share of training)*



Country Profile

United States

Factors determining job location decisions

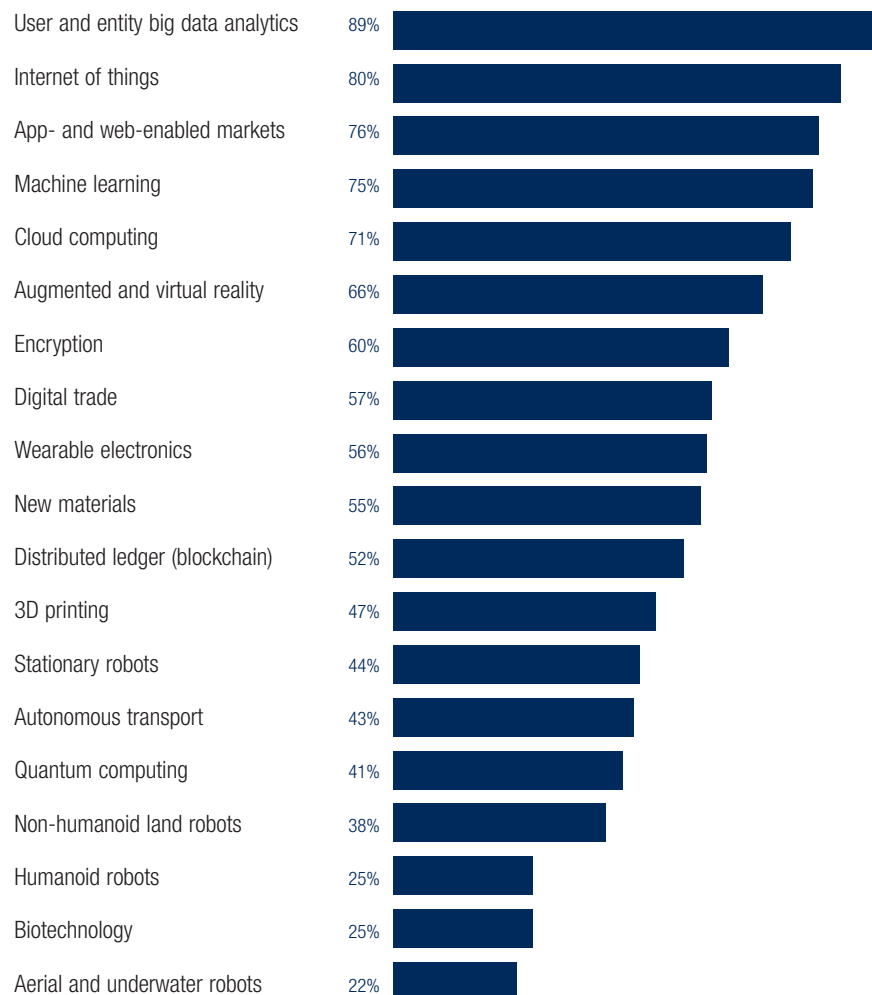
Industry	Primary	Secondary	Tertiary
Automotive, Aerospace, Supply Chain & Transport	Talent availability	Quality of the supply chain	Labour cost
Aviation, Travel & Tourism	Talent availability	Organization HQ	Ease of importing talent
Chemistry, Advanced Materials & Biotechnology	Talent availability	Labour cost	Production cost
Consumer	Talent availability	Labour cost	Quality of the supply chain
Energy Utilities & Technologies	Labour cost	Talent availability	Production cost
Financial Services & Investors	Talent availability	Organization HQ	Labour cost
Global Health & Healthcare	Talent availability	Labour cost	Production cost
Information & Communication Technologies	Talent availability	Labour cost	Organization HQ
Infrastructure	Talent availability	Labour cost	Production cost
Oil & Gas	Talent availability	Labour cost	Production cost
Professional Services	Talent availability	Labour cost	Strong local ed. provision

Range of options: Flexibility of labour laws, Geographic spread, Quality of the supply chain, Ease of importing talent, Labour cost, Location of raw materials, Organization HQ, Production cost, Strong local education provision, Talent availability.

Emerging job roles

Software and Applications Developers and Analysts	Sales Representatives, Wholesale and Manufacturing,
Data Analysts and Scientists	Technical and Scientific Products
Managing Directors and Chief Executives	Human Resources Specialists
General and Operations Managers	Financial Analysts
Sales and Marketing Professionals	Financial and Investment Advisers
	Database and Network Professionals

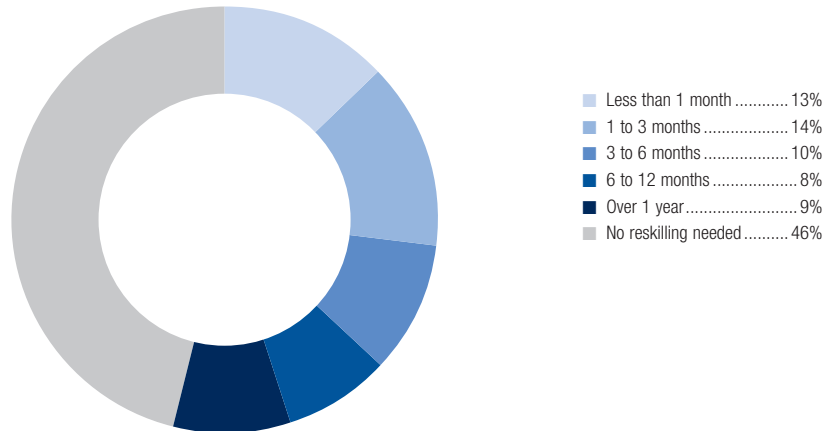
Technology adoption (share of companies surveyed)



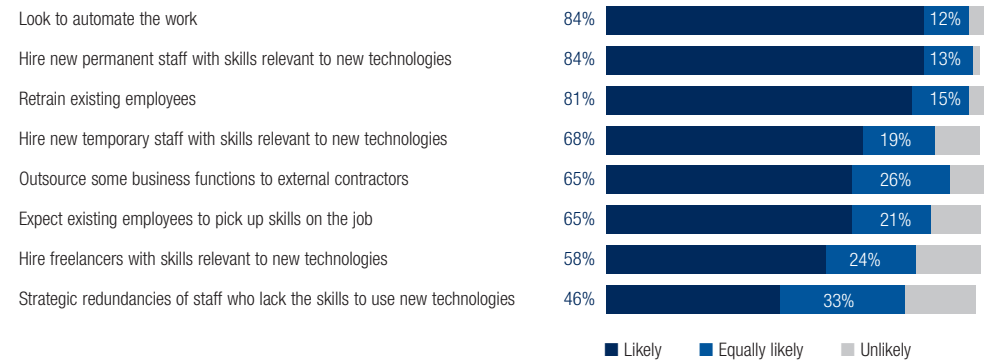
Country Profile

United States

Average reskilling needs *(share of workforce)*



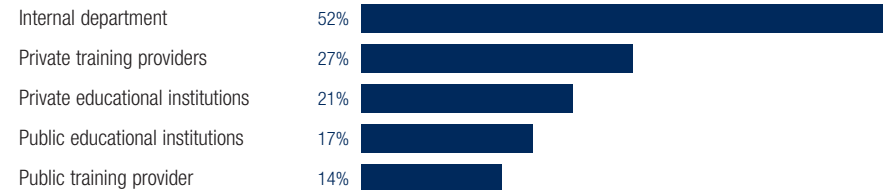
Responses to shifting skills needs *(share of companies surveyed)*



Emerging skills

- Analytical thinking and innovation
- Creativity, originality and initiative
- Active learning and learning strategies
- Technology design and programming
- Complex problem-solving
- Critical thinking and analysis
- Leadership and social influence
- Reasoning, problem-solving and ideation
- Emotional intelligence
- Systems analysis and evaluation

Projected use of training providers *(share of training)*



Country Profile

Vietnam

Factors determining job location decisions

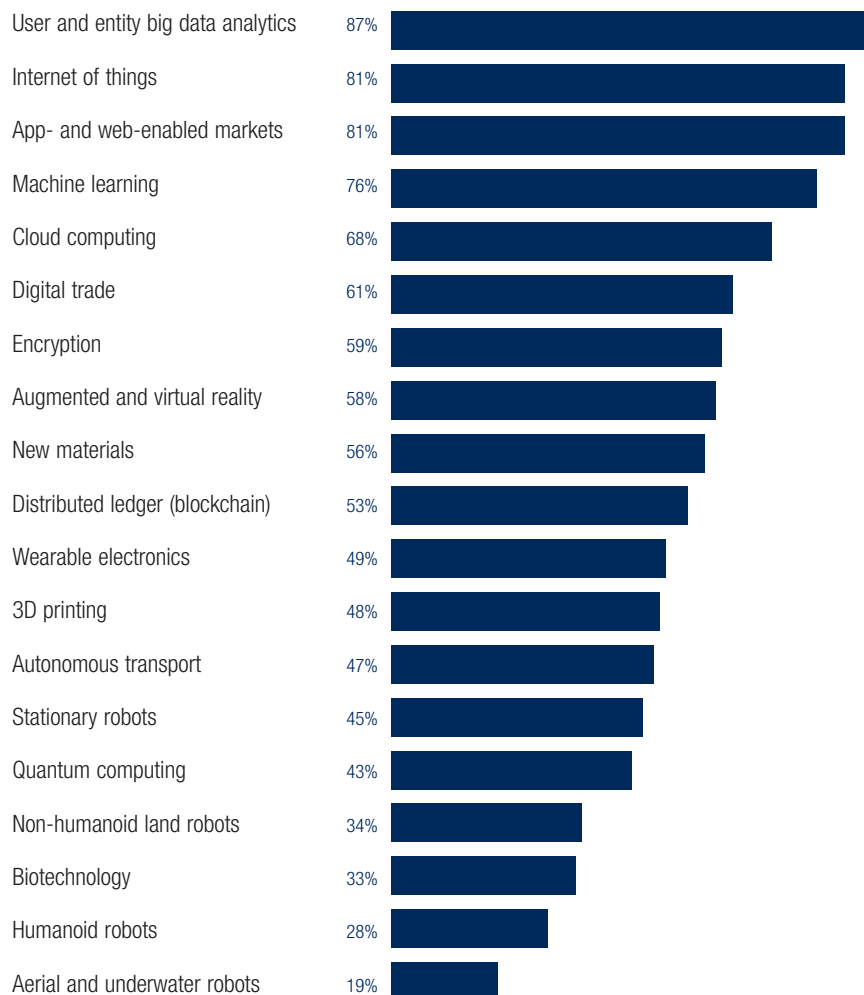
Industry	Primary	Secondary	Tertiary
Automotive, Aerospace, Supply Chain & Transport	Production cost	Talent availability	Labour cost
Aviation, Travel & Tourism	Talent availability	Organization HQ	Ease of importing talent
Chemistry, Advanced Materials & Biotechnology	Labour cost	Talent availability	Quality of the supply chain
Consumer	Labour cost	Talent availability	Quality of the supply chain
Energy Utilities & Technologies	Labour cost	Geographic concentration	Talent availability
Financial Services & Investors	Talent availability	Ease of importing talent	Labour cost
Global Health & Healthcare	Talent availability	Labour cost	Production cost
Information & Communication Technologies	Talent availability	Labour cost	Geographic concentration
Oil & Gas	Talent availability	Production cost	Organization HQ
Professional Services	Talent availability	Strong local ed. provision	Labour cost

Range of options: Flexibility of labour laws, Geographic spread, Quality of the supply chain, Ease of importing talent, Labour cost, Location of raw materials, Organization HQ, Production cost, Strong local education provision, Talent availability.

Emerging job roles

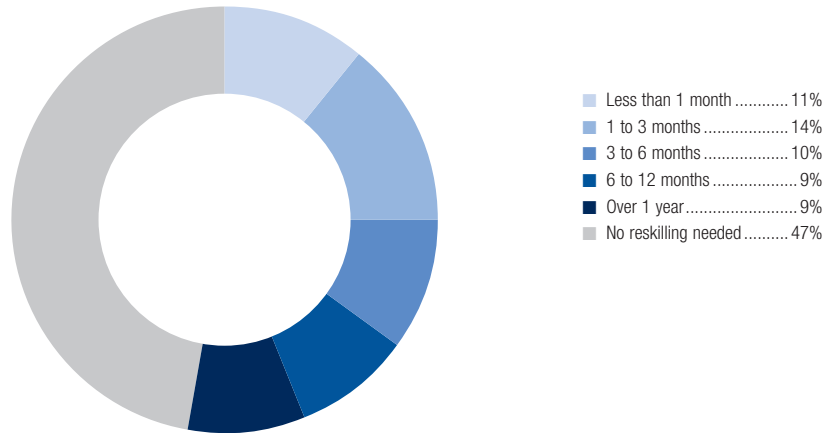
Sales and Marketing Professionals	General and Operations Managers
Data Analysts and Scientists	Human Resources Specialists
Managing Directors and Chief Executives	Financial and Investment Advisers
Software and Applications Developers and Analysts	Financial Analysts
Sales Representatives, Wholesale and Manufacturing, Technical and Scientific Products	Assembly and Factory Workers

Technology adoption *(share of companies surveyed)*

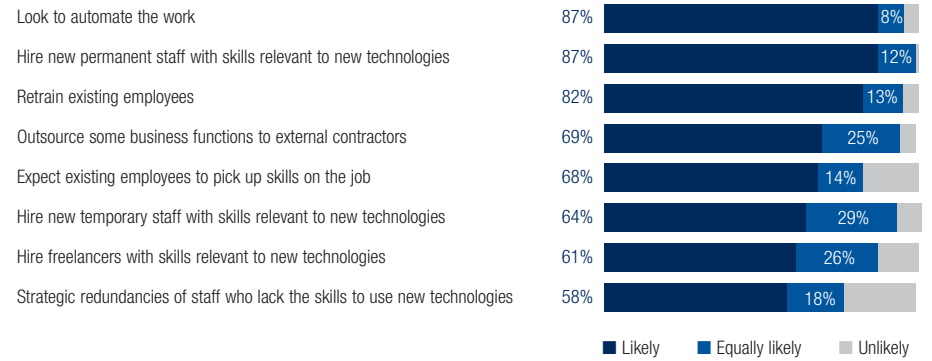


Country Profile Vietnam

Average reskilling needs *(share of workforce)*



Responses to shifting skills needs *(share of companies surveyed)*



Emerging skills

- Analytical thinking and innovation
- Creativity, originality and initiative
- Active learning and learning strategies
- Critical thinking and analysis
- Leadership and social influence
- Complex problem-solving
- Technology design and programming
- Emotional intelligence
- Reasoning, problem-solving and ideation
- Systems analysis and evaluation

Projected use of training providers *(share of training)*



Regional Profile

Central Asia

Factors determining job location decisions

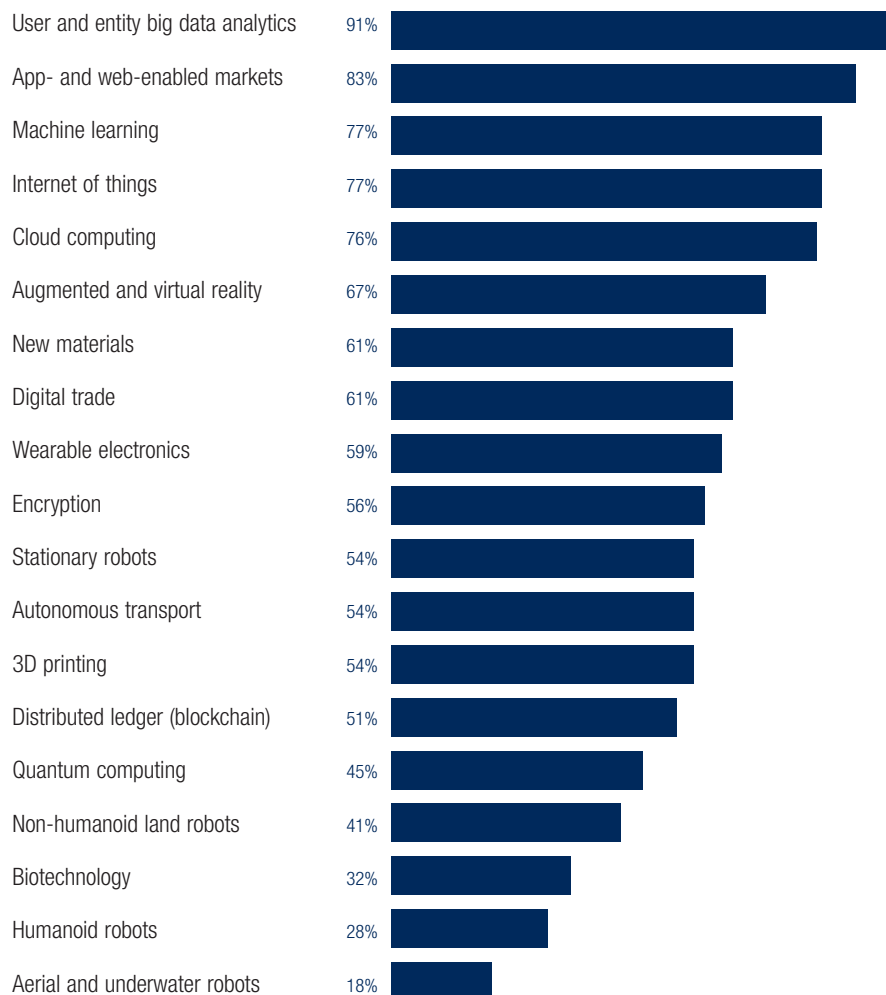
Industry	Primary	Secondary	Tertiary
Automotive, Aerospace, Supply Chain & Transport	Talent availability	Labour cost	Production cost
Aviation, Travel & Tourism	Talent availability	Organization HQ	Ease of importing talent
Chemistry, Advanced Materials & Biotechnology	Talent availability	Quality of the supply chain	Labour cost
Consumer	Labour cost	Geographic concentration	Talent availability
Energy Utilities & Technologies	Talent availability	Production cost	Labour cost
Financial Services & Investors	Talent availability	Labour cost	Organization HQ
Global Health & Healthcare	Talent availability	Labour cost	Production cost
Information & Communication Technologies	Talent availability	Labour cost	Organization HQ
Oil & Gas	Production cost	Talent availability	Location of raw materials
Professional Services	Talent availability	Geographic concentration	Labour cost

Range of options: Flexibility of labour laws, Geographic spread, Quality of the supply chain, Ease of importing talent, Labour cost, Location of raw materials, Organization HQ, Production cost, Strong local education provision, Talent availability.

Emerging job roles

Managing Directors and Chief Executives	Sales Representatives, Wholesale and Manufacturing,
Software and Applications Developers and Analysts	Technical and Scientific Products
Sales and Marketing Professionals	Human Resources Specialists
Data Analysts and Scientists	Financial and Investment Advisers
General and Operations Managers	Assembly and Factory Workers
	Financial Analysts

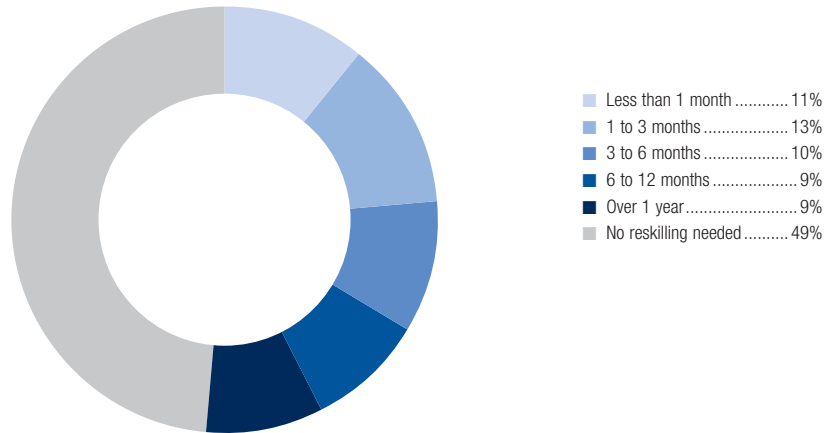
Technology adoption *(share of companies surveyed)*



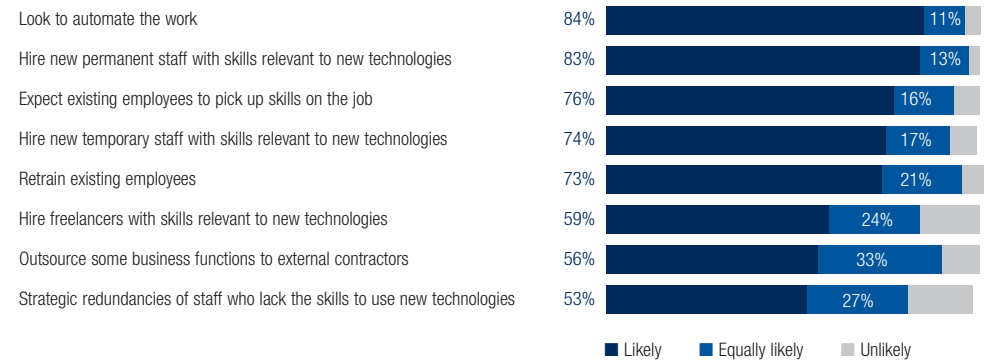
Regional Profile

Central Asia

Average reskilling needs *(share of workforce)*



Responses to shifting skills needs *(share of companies surveyed)*



Emerging skills

- Analytical thinking and innovation
- Creativity, originality and initiative
- Active learning and learning strategies
- Technology design and programming
- Critical thinking and analysis
- Emotional intelligence
- Complex problem-solving
- Leadership and social influence
- Reasoning, problem-solving and ideation
- Resilience, stress tolerance and flexibility

Projected use of training providers *(share of training)*



Regional Profile

East Asia and the Pacific

Factors determining job location decisions

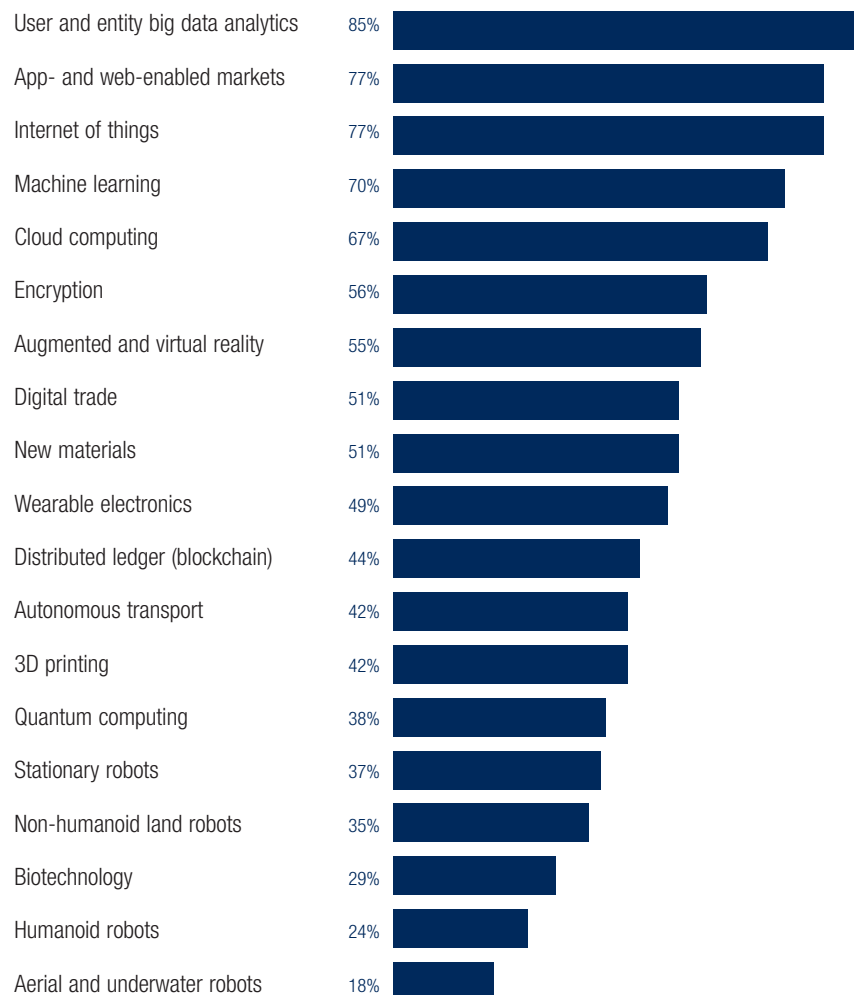
Industry	Primary	Secondary	Tertiary
Automotive, Aerospace, Supply Chain & Transport	Talent availability	Labour cost	Quality of the supply chain
Aviation, Travel & Tourism	Talent availability	Organization HQ	Ease of importing talent
Chemistry, Advanced Materials & Biotechnology	Talent availability	Labour cost	Quality of the supply chain
Consumer	Talent availability	Labour cost	Production cost
Energy Utilities & Technologies	Labour cost	Geographic concentration	Talent availability
Financial Services & Investors	Talent availability	Organization HQ	Geographic concentration
Global Health & Healthcare	Talent availability	Labour cost	Production cost
Information & Communication Technologies	Talent availability	Labour cost	Geographic concentration
Infrastructure	Labour cost	Talent availability	Organization HQ
Mining & Metals	Production cost	Labour cost	Quality of the supply chain
Oil & Gas	Talent availability	Production cost	Geographic concentration
Professional Services	Talent availability	Labour cost	Strong local ed. provision

Range of options: Flexibility of labour laws, Geographic spread, Quality of the supply chain, Ease of importing talent, Labour cost, Location of raw materials, Organization HQ, Production cost, Strong local education provision, Talent availability.

Emerging job roles

Software and Applications Developers and Analysts	Sales Representatives, Wholesale and Manufacturing,
Managing Directors and Chief Executives	Technical and Scientific Products
Data Analysts and Scientists	Human Resources Specialists
Sales and Marketing Professionals	Financial Analysts
General and Operations Managers	Financial and Investment Advisers
	Database and Network Professionals

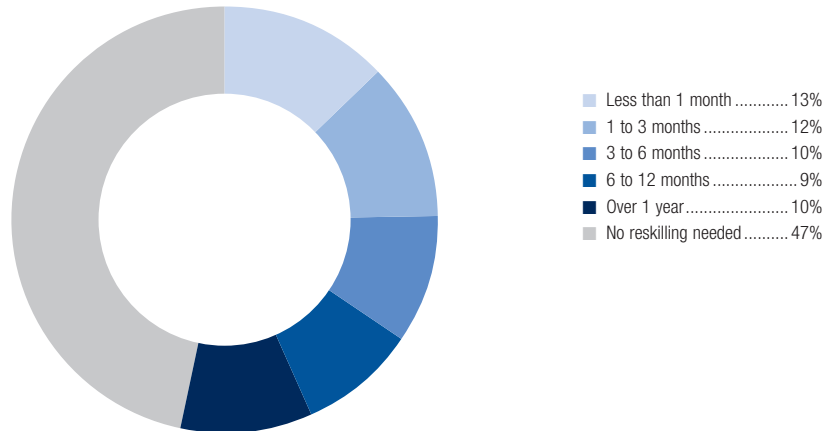
Technology adoption (share of companies surveyed)



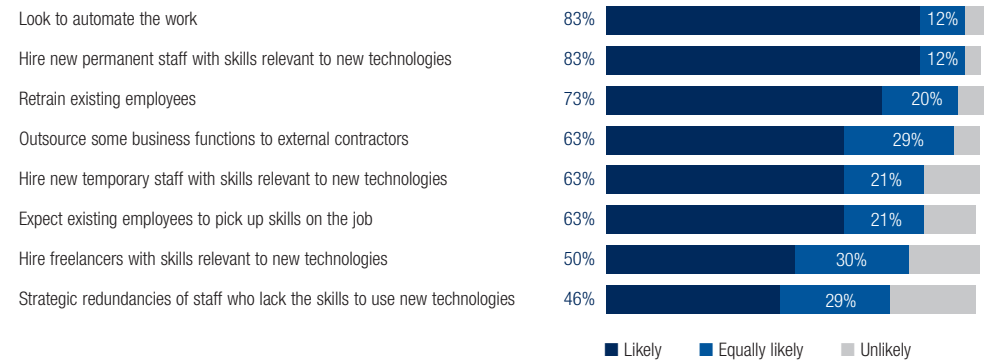
Regional Profile

East Asia and the Pacific

Average reskilling needs *(share of workforce)*



Responses to shifting skills needs *(share of companies surveyed)*



Emerging skills

- | | |
|---|---|
| Analytical thinking and innovation | Systems analysis and evaluation |
| Active learning and learning strategies | Leadership and social influence |
| Creativity, originality and initiative | Emotional intelligence |
| Technology design and programming | Reasoning, problem-solving and ideation |
| Critical thinking and analysis | |
| Complex problem-solving | |

Projected use of training providers *(share of training)*



Regional Profile

Eastern Europe

Factors determining job location decisions

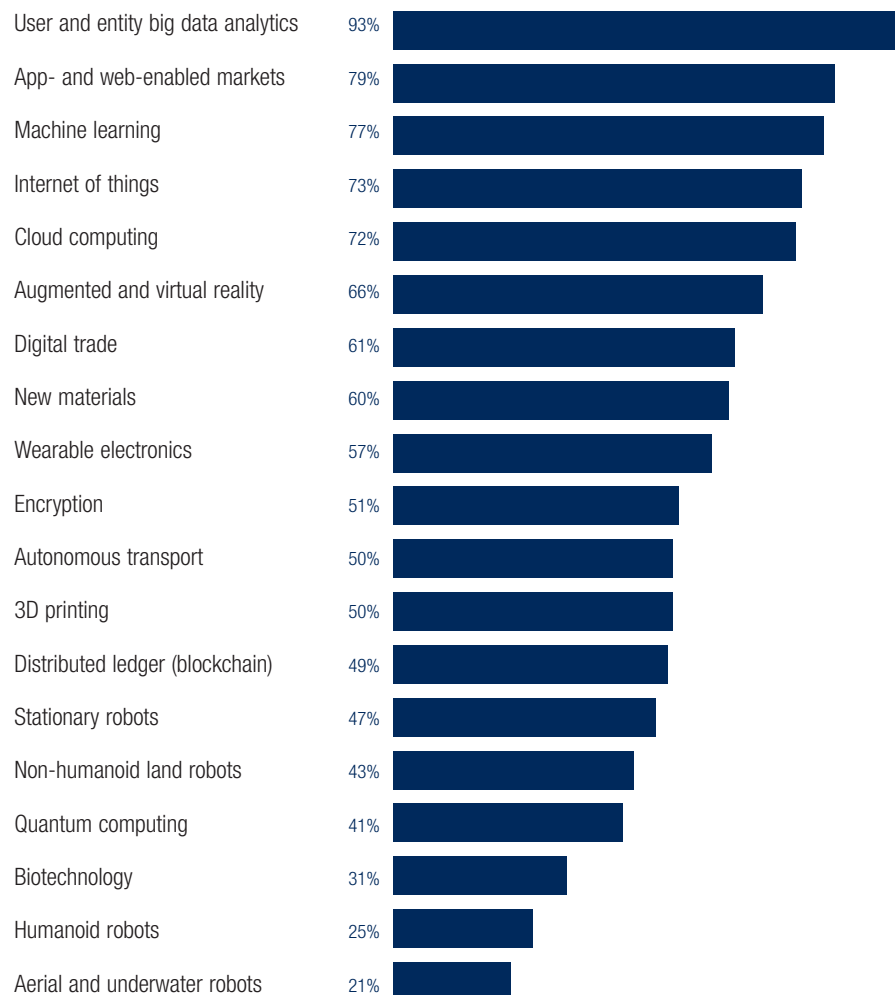
Industry	Primary	Secondary	Tertiary
Automotive, Aerospace, Supply Chain & Transport	Talent availability	Production cost	Labour cost
Aviation, Travel & Tourism	Talent availability	Organization HQ	Ease of importing talent
Chemistry, Advanced Materials & Biotechnology	Talent availability	Labour cost	Production cost
Consumer	Labour cost	Talent availability	Quality of the supply chain
Energy Utilities & Technologies	Labour cost	Talent availability	Production cost
Financial Services & Investors	Talent availability	Labour cost	Organization HQ
Global Health & Healthcare	Talent availability	Labour cost	Production cost
Information & Communication Technologies	Talent availability	Labour cost	Geographic concentration
Oil & Gas	Talent availability	Geographic concentration	Production cost
Professional Services	Talent availability	Strong local ed. provision	Labour cost

Range of options: Flexibility of labour laws, Geographic spread, Quality of the supply chain, Ease of importing talent, Labour cost, Location of raw materials, Organization HQ, Production cost, Strong local education provision, Talent availability.

Emerging job roles

Software and Applications Developers and Analysts	Sales Representatives, Wholesale and Manufacturing,
Managing Directors and Chief Executives	Technical and Scientific Products
Sales and Marketing Professionals	Human Resources Specialists
Data Analysts and Scientists	Financial Analysts
General and Operations Managers	Assembly and Factory Workers
	Information Security Analysts

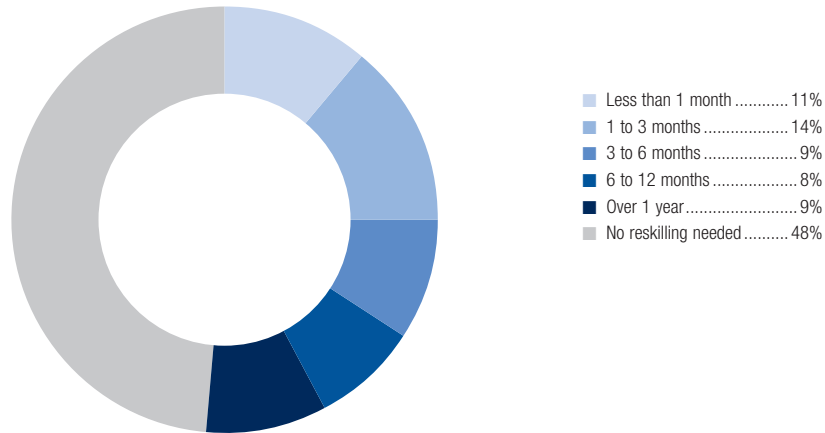
Technology adoption *(share of companies surveyed)*



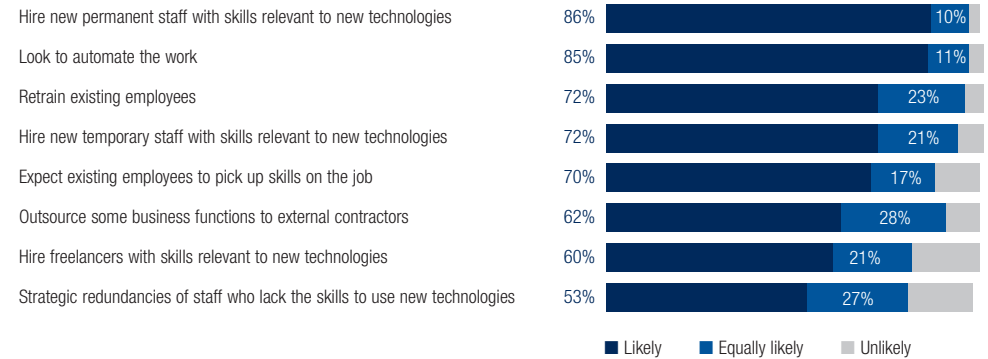
Regional Profile

Eastern Europe

Average reskilling needs *(share of workforce)*



Responses to shifting skills needs *(share of companies surveyed)*



Emerging skills

- Creativity, originality and initiative
- Analytical thinking and innovation
- Active learning and learning strategies
- Technology design and programming
- Emotional intelligence
- Critical thinking and analysis
- Leadership and social influence
- Complex problem-solving
- Systems analysis and evaluation
- Reasoning, problem-solving and ideation

Projected use of training providers *(share of training)*



Regional Profile

Latin America and the Caribbean

Factors determining job location decisions

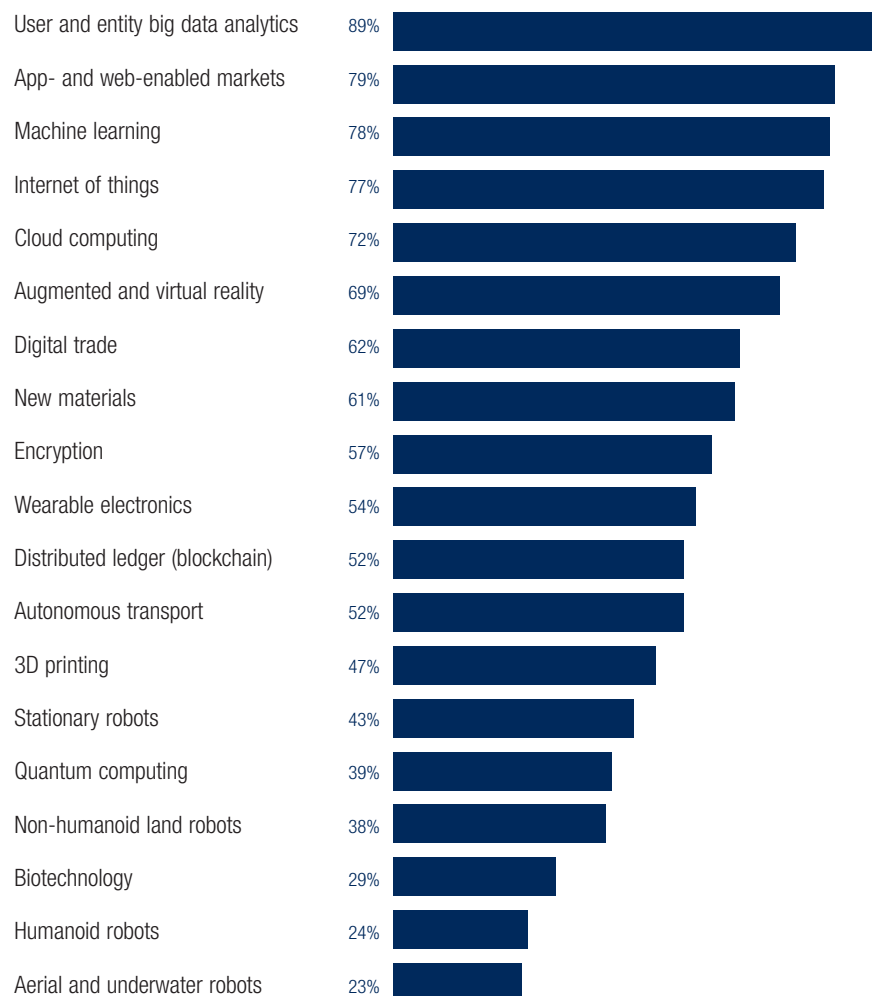
Industry	Primary	Secondary	Tertiary
Automotive, Aerospace, Supply Chain & Transport	Talent availability	Labour cost	Geographic concentration
Aviation, Travel & Tourism	Talent availability	Organization HQ	Ease of importing talent
Chemistry, Advanced Materials & Biotechnology	Talent availability	Labour cost	Quality of the supply chain
Consumer	Labour cost	Talent availability	Quality of the supply chain
Energy Utilities & Technologies	Production cost	Labour cost	Talent availability
Financial Services & Investors	Talent availability	Labour cost	Geographic concentration
Global Health & Healthcare	Talent availability	Labour cost	Production cost
Information & Communication Technologies	Talent availability	Labour cost	Ease of importing talent
Infrastructure	Talent availability	Organization HQ	Labour cost
Mining & Metals	Production cost	Location of raw materials	Labour cost
Oil & Gas	Talent availability	Production cost	Organization HQ
Professional Services	Talent availability	Labour cost	Geographic concentration

Range of options: Flexibility of labour laws, Geographic spread, Quality of the supply chain, Ease of importing talent, Labour cost, Location of raw materials, Organization HQ, Production cost, Strong local education provision, Talent availability.

Emerging job roles

Software and Applications Developers and Analysts	Sales Representatives, Wholesale and Manufacturing,
Managing Directors and Chief Executives	Technical and Scientific Products
Data Analysts and Scientists	Financial and Investment Advisers
General and Operations Managers	Financial Analysts
Sales and Marketing Professionals	Human Resources Specialists
	Assembly and Factory Workers

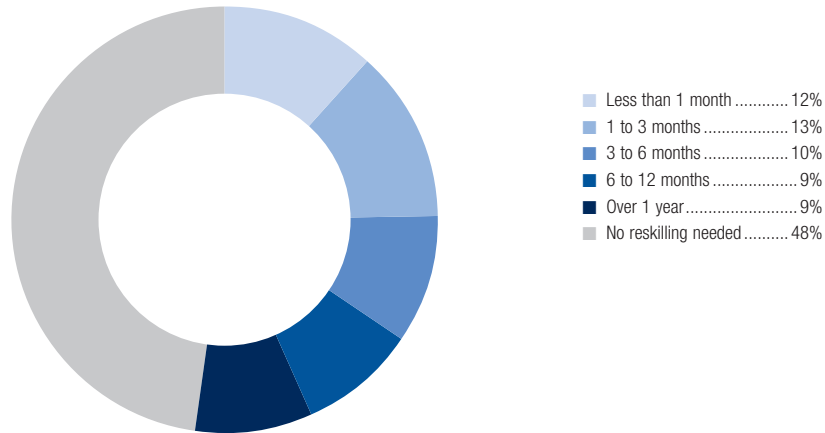
Technology adoption *(share of companies surveyed)*



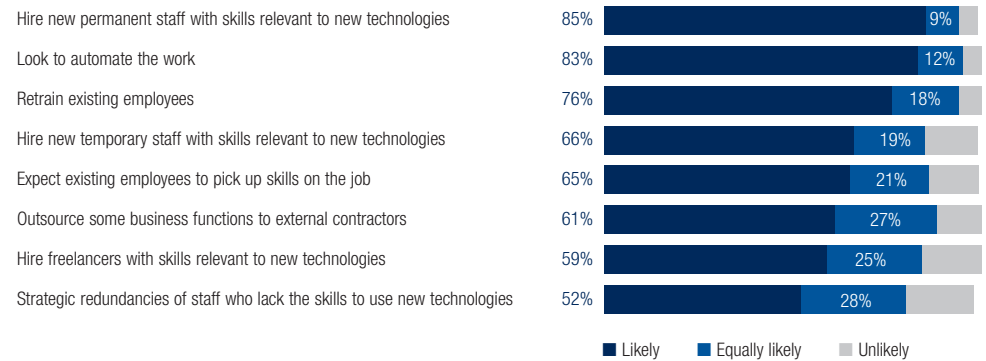
Regional Profile

Latin America and the Caribbean

Average reskilling needs (share of workforce)



Responses to shifting skills needs (share of companies surveyed)



Emerging skills

- Analytical thinking and innovation
- Creativity, originality and initiative
- Active learning and learning strategies
- Technology design and programming
- Reasoning, problem-solving and ideation
- Critical thinking and analysis
- Leadership and social influence
- Complex problem-solving
- Emotional intelligence
- Resilience, stress tolerance and flexibility

Projected use of training providers (share of training)



Regional Profile

Middle East and North Africa

Factors determining job location decisions

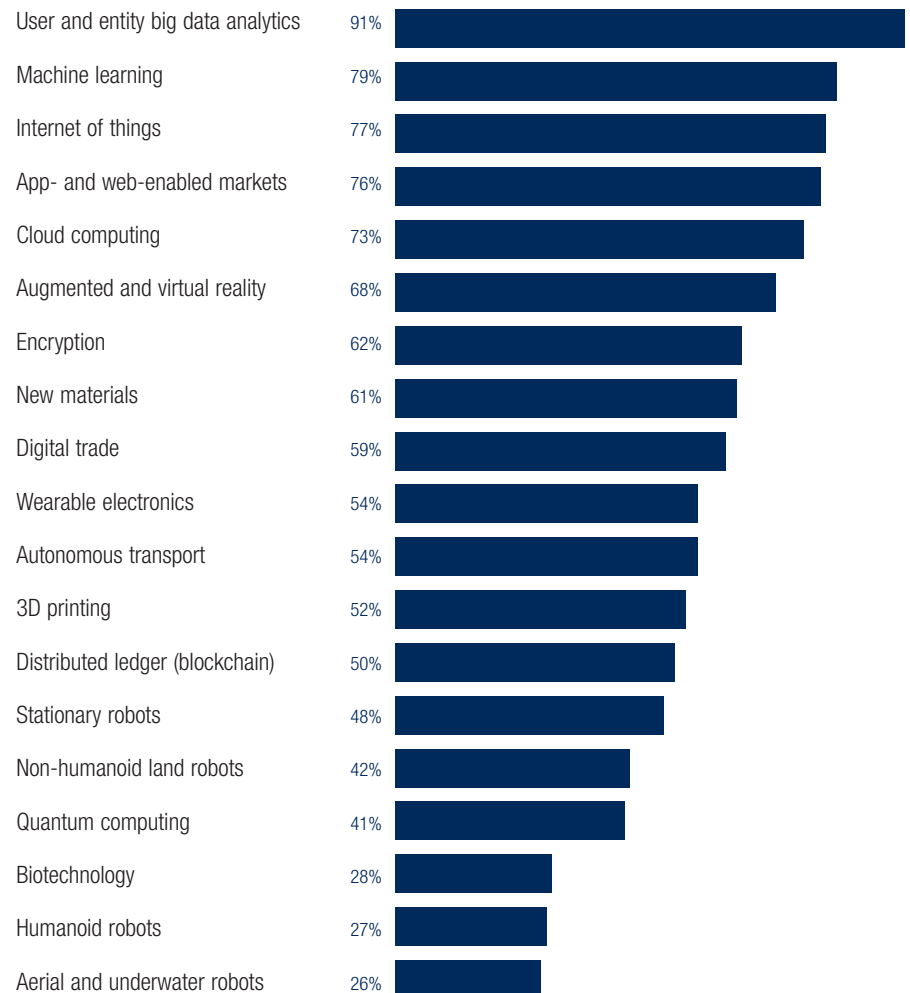
Industry	Primary	Secondary	Tertiary
Automotive, Aerospace, Supply Chain & Transport	Talent availability	Production cost	Labour cost
Aviation, Travel & Tourism	Talent availability	Organization HQ	Ease of importing talent
Chemistry, Advanced Materials & Biotechnology	Talent availability	Labour cost	Quality of the supply chain
Consumer	Labour cost	Talent availability	Quality of the supply chain
Energy Utilities & Technologies	Labour cost	Talent availability	Production cost
Financial Services & Investors	Talent availability	Organization HQ	Labour cost
Global Health & Healthcare	Talent availability	Labour cost	Production cost
Information & Communication Technologies	Talent availability	Labour cost	Geographic concentration
Oil & Gas	Talent availability	Production cost	Location of raw materials
Professional Services	Talent availability	Labour cost	Geographic concentration

Range of options: Flexibility of labour laws, Geographic spread, Quality of the supply chain, Ease of importing talent, Labour cost, Location of raw materials, Organization HQ, Production cost, Strong local education provision, Talent availability.

Emerging job roles

Software and Applications Developers and Analysts	Sales Representatives, Wholesale and Manufacturing,
Data Analysts and Scientists	Technical and Scientific Products
Sales and Marketing Professionals	Human Resources Specialists
Managing Directors and Chief Executives	Financial Analysts
General and Operations Managers	Assembly and Factory Workers
	Financial and Investment Advisers

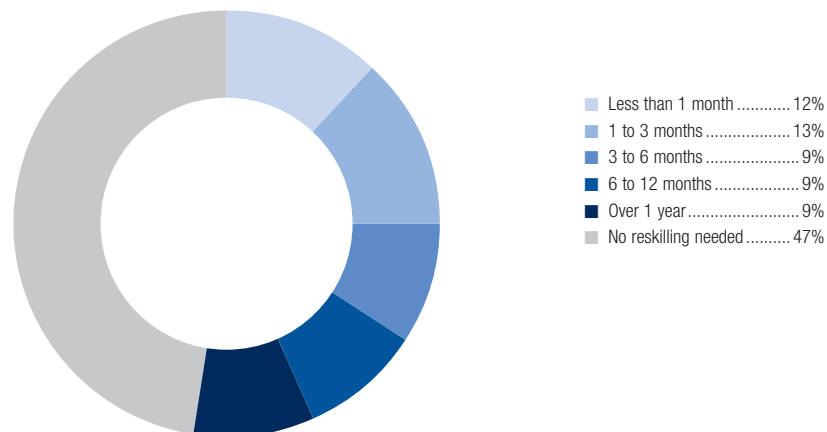
Technology adoption *(share of companies surveyed)*



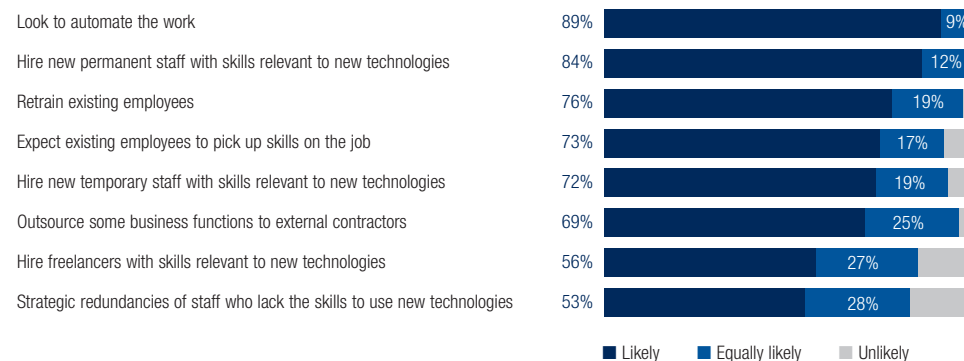
Regional Profile

Middle East and North Africa

Average reskilling needs (share of workforce)



Responses to shifting skills needs (share of companies surveyed)



Emerging skills

- Analytical thinking and innovation
- Critical thinking and analysis
- Active learning and learning strategies
- Reasoning, problem-solving and ideation
- Creativity, originality and initiative
- Emotional intelligence
- Technology design and programming
- Systems analysis and evaluation
- Complex problem-solving
- Leadership and social influence

Projected use of training providers (share of training)



Regional Profile

North America

Factors determining job location decisions

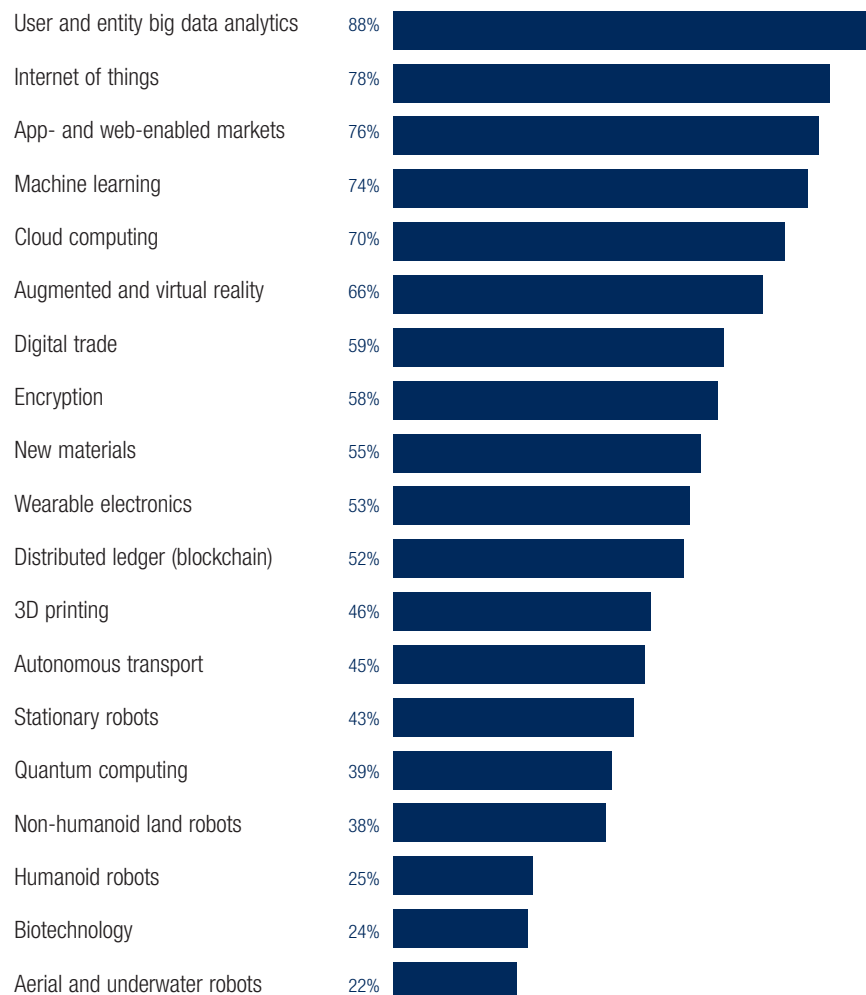
Industry	Primary	Secondary	Tertiary
Automotive, Aerospace, Supply Chain & Transport	Talent availability	Quality of the supply chain	Labour cost
Aviation, Travel & Tourism	Talent availability	Organization HQ	Ease of importing talent
Chemistry, Advanced Materials & Biotechnology	Talent availability	Labour cost	Production cost
Consumer	Talent availability	Labour cost	Quality of the supply chain
Energy Utilities & Technologies	Labour cost	Production cost	Talent availability
Financial Services & Investors	Talent availability	Organization HQ	Geographic concentration
Global Health & Healthcare	Talent availability	Labour cost	Production cost
Information & Communication Technologies	Talent availability	Labour cost	Geographic concentration
Infrastructure	Talent availability	Labour cost	Geographic concentration
Oil & Gas	Talent availability	Production cost	Labour cost
Professional Services	Talent availability	Labour cost	Strong local ed. provision

Range of options: Flexibility of labour laws, Geographic spread, Quality of the supply chain, Ease of importing talent, Labour cost, Location of raw materials, Organization HQ, Production cost, Strong local education provision, Talent availability.

Emerging job roles

Software and Applications Developers and Analysts	Sales Representatives, Wholesale and Manufacturing,
Data Analysts and Scientists	Technical and Scientific Products
Managing Directors and Chief Executives	Human Resources Specialists
General and Operations Managers	Financial Analysts
Sales and Marketing Professionals	Electrotechnology Engineers
	Financial and Investment Advisers

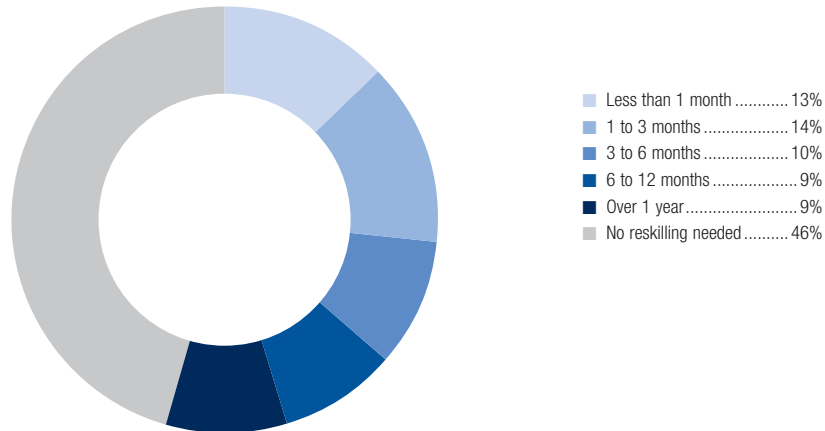
Technology adoption (share of companies surveyed)



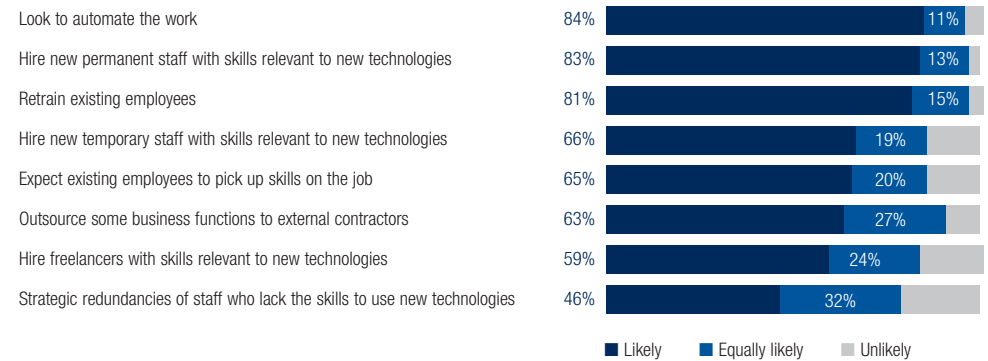
Regional Profile

North America

Average reskilling needs *(share of workforce)*



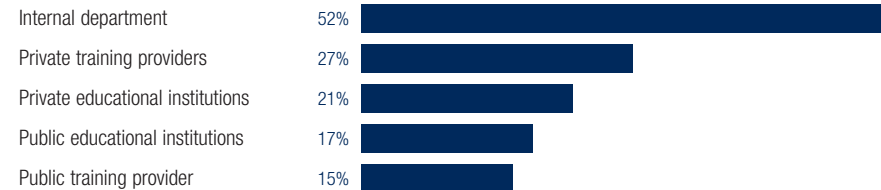
Responses to shifting skills needs *(share of companies surveyed)*



Emerging skills

- Analytical thinking and innovation
- Creativity, originality and initiative
- Active learning and learning strategies
- Technology design and programming
- Critical thinking and analysis
- Complex problem-solving
- Leadership and social influence
- Reasoning, problem-solving and ideation
- Emotional intelligence
- Systems analysis and evaluation

Projected use of training providers *(share of training)*



Regional Profile

South Asia

Factors determining job location decisions

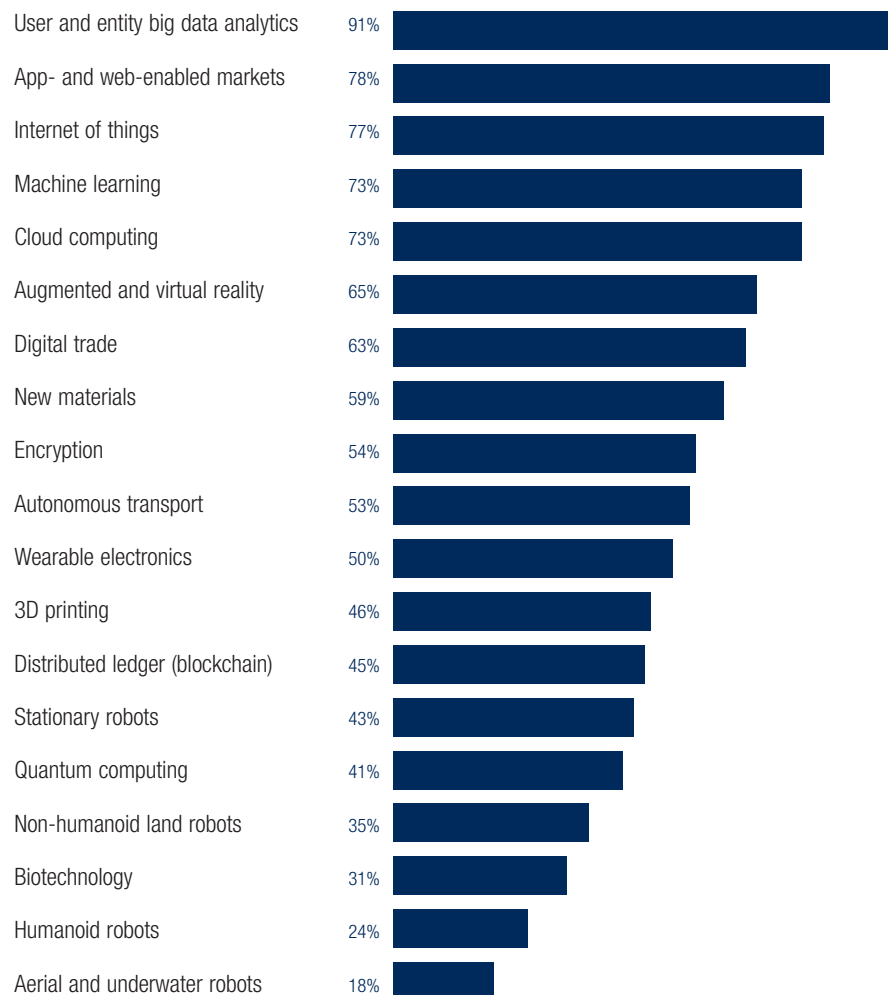
Industry	Primary	Secondary	Tertiary
Automotive, Aerospace, Supply Chain & Transport	Talent availability	Quality of the supply chain	Labour cost
Aviation, Travel & Tourism	Talent availability	Organization HQ	Ease of importing talent
Chemistry, Advanced Materials & Biotechnology	Talent availability	Production cost	Labour cost
Consumer	Quality of the supply chain	Labour cost	Talent availability
Energy Utilities & Technologies	Talent availability	Organization HQ	Labour cost
Financial Services & Investors	Talent availability	Labour cost	Ease of importing talent
Global Health & Healthcare	Talent availability	Production cost	Labour cost
Information & Communication Technologies	Talent availability	Labour cost	Geographic concentration
Oil & Gas	Production cost	Labour cost	Talent availability
Professional Services	Talent availability	Labour cost	Geographic concentration

Range of options: Flexibility of labour laws, Geographic spread, Quality of the supply chain, Ease of importing talent, Labour cost, Location of raw materials, Organization HQ, Production cost, Strong local education provision, Talent availability.

Emerging job roles

- | | |
|---|-----------------------------------|
| Managing Directors and Chief Executives | Data Analysts and Scientists |
| Sales and Marketing Professionals | Human Resources Specialists |
| Sales Representatives, Wholesale and Manufacturing, Technical and Scientific Products | Financial and Investment Advisers |
| General and Operations Managers | Financial Analysts |
| Software and Applications Developers and Analysts | Assembly and Factory Workers |

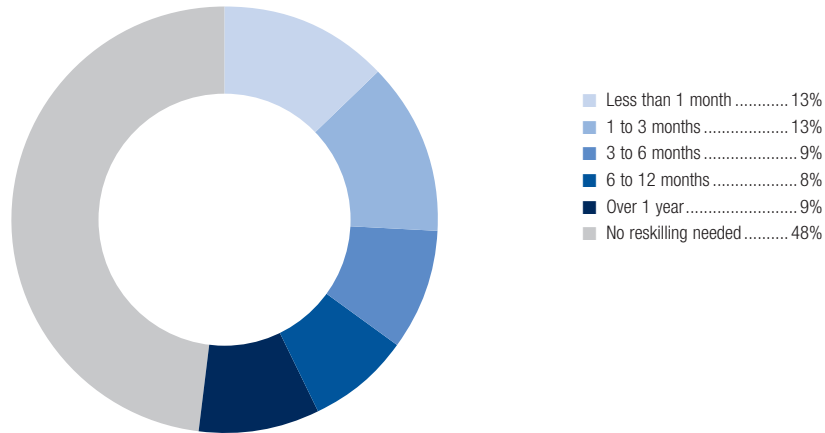
Technology adoption (share of companies surveyed)



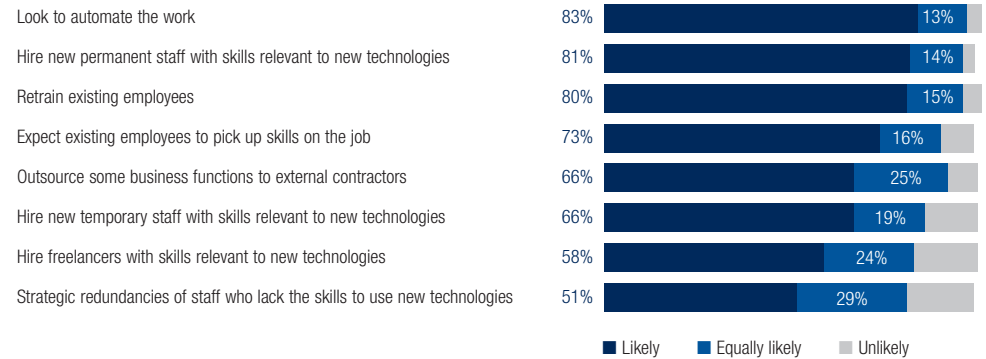
Regional Profile

South Asia

Average reskilling needs (share of workforce)



Responses to shifting skills needs (share of companies surveyed)



Emerging skills

- Analytical thinking and innovation
- Active learning and learning strategies
- Creativity, originality and initiative
- Technology design and programming
- Critical thinking and analysis
- Complex problem-solving
- Leadership and social influence
- Emotional intelligence
- Reasoning, problem-solving and ideation
- Systems analysis and evaluation

Projected use of training providers (share of training)



Regional Profile

Sub-Saharan Africa

Factors determining job location decisions

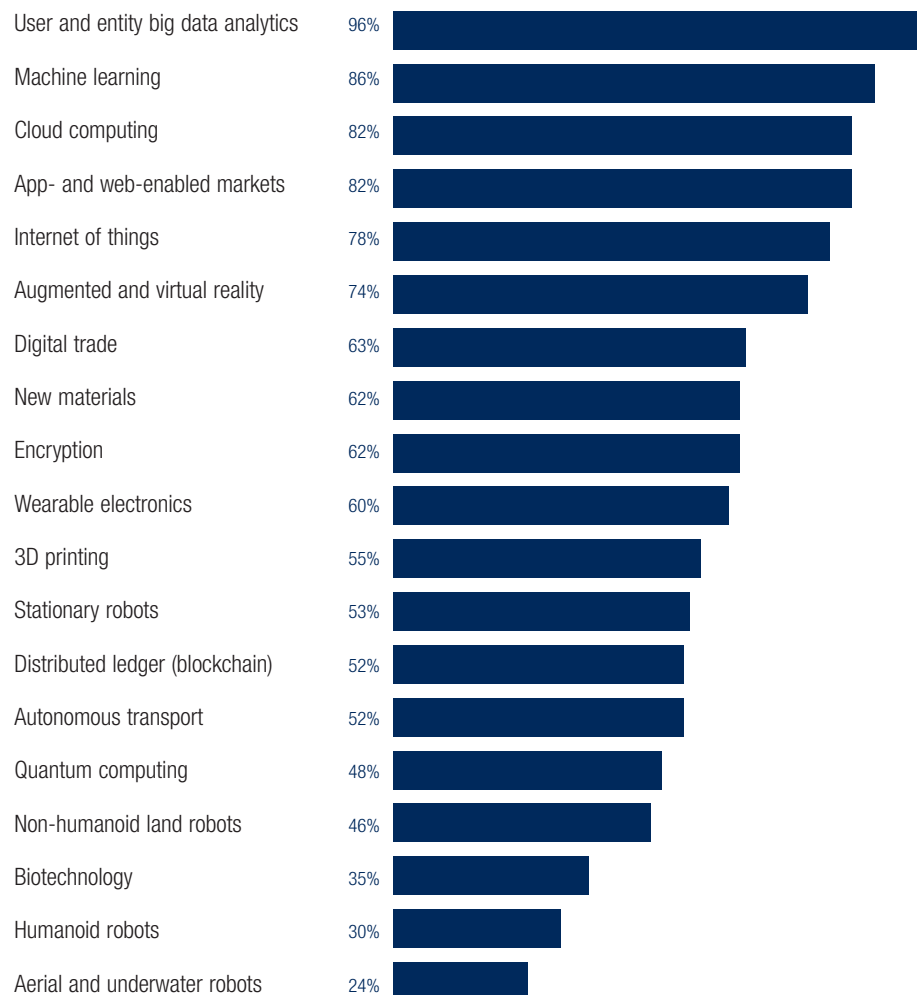
Industry	Primary	Secondary	Tertiary
Automotive, Aerospace, Supply Chain & Transport	Talent availability	Production cost	Quality of the supply chain
Aviation, Travel & Tourism	Talent availability	Organization HQ	Ease of importing talent
Chemistry, Advanced Materials & Biotechnology	Talent availability	Labour cost	Geographic concentration
Consumer	Talent availability	Quality of the supply chain	Labour cost
Energy Utilities & Technologies	Labour cost	Geographic concentration	Talent availability
Financial Services & Investors	Talent availability	Strong local ed. provision	Ease of importing talent
Global Health & Healthcare	Talent availability	Labour cost	Production cost
Information & Communication Technologies	Talent availability	Labour cost	Ease of importing talent
Oil & Gas	Talent availability	Production cost	Geographic concentration
Professional Services	Talent availability	Geographic concentration	Labour cost

Range of options: Flexibility of labour laws, Geographic spread, Quality of the supply chain, Ease of importing talent, Labour cost, Location of raw materials, Organization HQ, Production cost, Strong local education provision, Talent availability.

Emerging job roles

Software and Applications Developers and Analysts	Sales Representatives, Wholesale and Manufacturing,
Managing Directors and Chief Executives	Technical and Scientific Products
Sales and Marketing Professionals	Human Resources Specialists
Data Analysts and Scientists	Financial and Investment Advisers
General and Operations Managers	Assembly and Factory Workers
	Electrotechnology Engineers

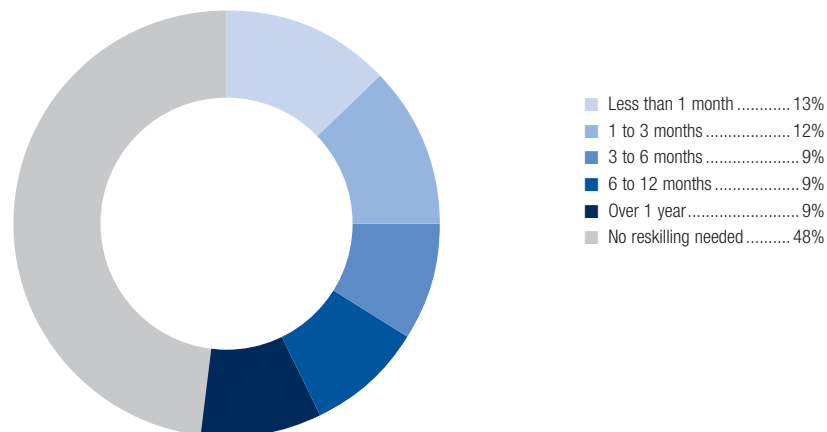
Technology adoption (share of companies surveyed)



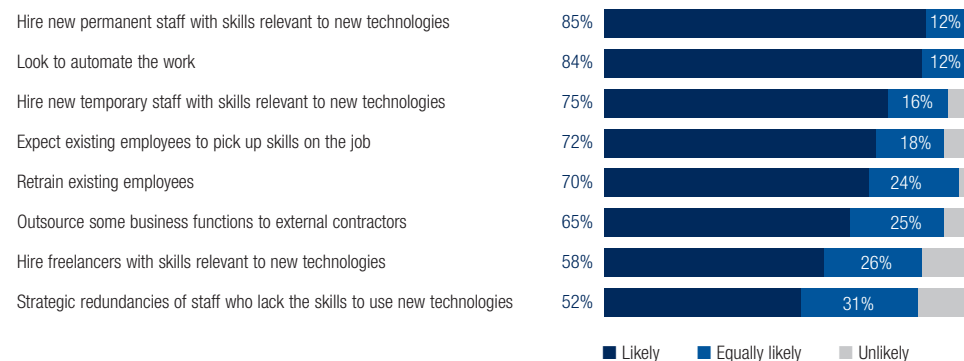
Regional Profile

Sub-Saharan Africa

Average reskilling needs (share of workforce)



Responses to shifting skills needs (share of companies surveyed)



Emerging skills

- | | |
|---|--|
| Analytical thinking and innovation | Leadership and social influence |
| Creativity, originality and initiative | Reasoning, problem-solving and ideation |
| Active learning and learning strategies | Emotional intelligence |
| Technology design and programming | Resilience, stress tolerance and flexibility |
| Complex problem-solving | |
| Critical thinking and analysis | |

Projected use of training providers (share of training)



Regional Profile

Western Europe

Factors determining job location decisions

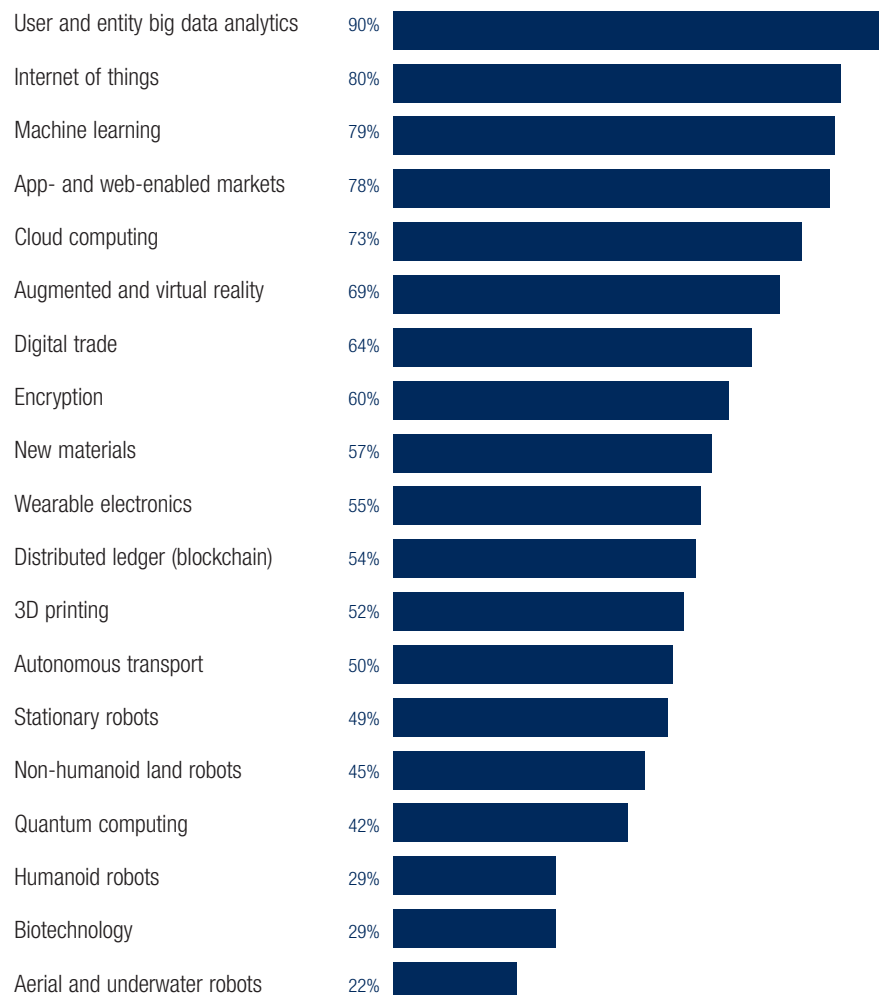
Industry	Primary	Secondary	Tertiary
Automotive, Aerospace, Supply Chain & Transport	Talent availability	Quality of the supply chain	Production cost
Aviation, Travel & Tourism	Talent availability	Organization HQ	Labour cost
Chemistry, Advanced Materials & Biotechnology	Talent availability	Production cost	Labour cost
Consumer	Talent availability	Quality of the supply chain	Production cost
Energy Utilities & Technologies	Talent availability	Labour cost	Production cost
Financial Services & Investors	Talent availability	Organization HQ	Labour cost
Global Health & Healthcare	Talent availability	Labour cost	Production cost
Information & Communication Technologies	Talent availability	Labour cost	Organization HQ
Oil & Gas	Geographic concentration	Talent availability	Production cost
Professional Services	Talent availability	Strong local ed. provision	Geographic concentration

Range of options: Flexibility of labour laws, Geographic spread, Quality of the supply chain, Ease of importing talent, Labour cost, Location of raw materials, Organization HQ, Production cost, Strong local education provision, Talent availability.

Emerging job roles

Software and Applications Developers and Analysts	Sales Representatives, Wholesale and Manufacturing,
Managing Directors and Chief Executives	Technical and Scientific Products
Sales and Marketing Professionals	Human Resources Specialists
Data Analysts and Scientists	Financial and Investment Advisers
General and Operations Managers	Financial Analysts
	Assembly and Factory Workers

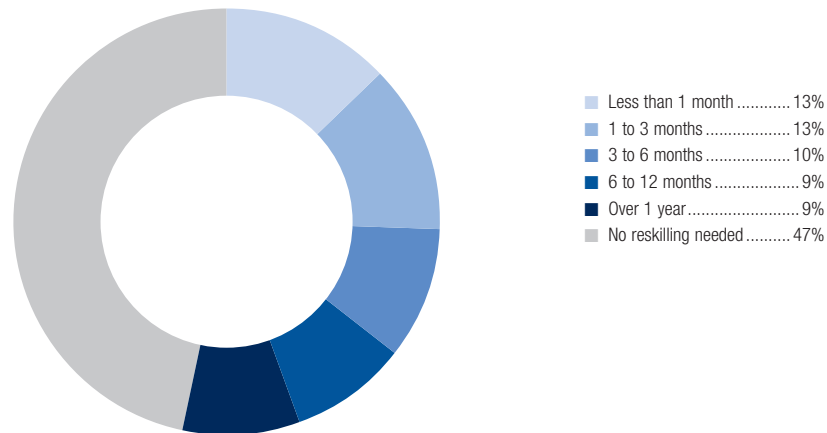
Technology adoption (share of companies surveyed)



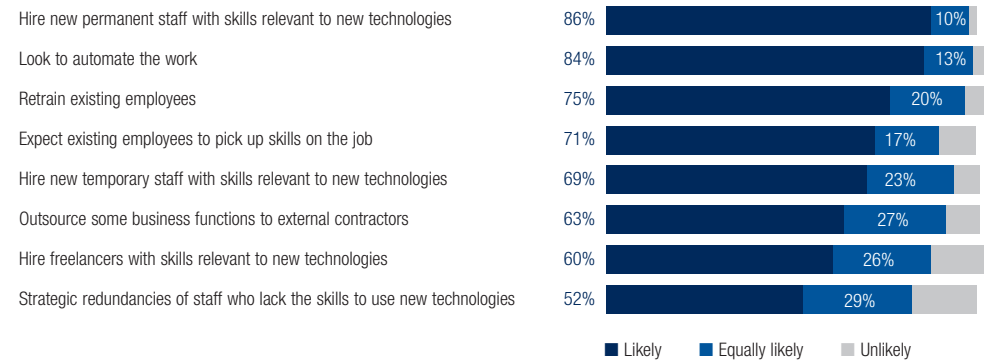
Regional Profile

Western Europe

Average reskilling needs (share of workforce)



Responses to shifting skills needs (share of companies surveyed)



Emerging skills

- Creativity, originality and initiative
- Analytical thinking and innovation
- Active learning and learning strategies
- Technology design and programming
- Complex problem-solving
- Critical thinking and analysis
- Leadership and social influence
- Emotional intelligence
- Systems analysis and evaluation
- Reasoning, problem-solving and ideation

Projected use of training providers (share of training)



Contributors

Till Alexander Leopold is a Project Lead in the World Economic Forum's Centre for the New Economy and Society. His responsibilities include co-leadership of the insights workstream of the System Initiative on Education, Gender and Work; co-authorship of the Forum's *Global Gender Gap Report*, *Global Human Capital Report*, *Future of Jobs Report* and *Industry Gender Gap Report*; and management of the Forum's Global Future Council on Education, Gender and Work. He has presented the System Initiative's insights work at a number of high-level events and in the media, and has co-organized activities at the World Economic Forum's Annual Meeting and regional summits. Till previously served as an economist and project manager at the United Nations and International Labour Organization, where his work focused on policy analysis, research and technical cooperation in the fields of entrepreneurship, labour economics, and innovation ecosystems, and as a consultant and analyst in the fields of impact investing and social entrepreneurship, with first-hand research and consulting experience in Sub-Saharan Africa and South Asia. He holds master's degrees in Social Anthropology and Finance and Development Economics from the University of Cambridge and SOAS (University of London), and is currently pursuing a PhD at the United Nations University—Maastricht Economic and Social Research Institute on Innovation and Technology (UNU-MERIT).

Vesselina Ratcheva is a Data Lead in the World Economic Forum's Centre for the New Economy and Society. Her responsibilities include co-leading the insights workstream of the System Initiative on Education, Gender and Work, with a particular focus on data and innovation in that domain. Ratcheva is a co-author of the Forum's *Global Gender Gap Report*, *Global Human Capital Report*, *Future of Jobs Report* and *Industry Gender Gap Report*, and in the past has led and collaborated on research projects spanning topics such as skills, identity (gender, ethnic), organizational culture, political mobilization and international migration. Ratcheva has consistently employed quantitative and qualitative research methods in endeavours aimed at finding the best ways to ensure more just social and political systems. Ratcheva previously led on research and evaluation in skills and has specialized on the Balkan region. She holds a PhD in Social Anthropology and an MSc in Comparative and Cross-Cultural Research Methods from Sussex University, and a BA in Social Anthropology and Mathematics from the University of Cambridge.

Saadia Zahidi is a Member of the Managing Board and Head of the Centre for the New Economy and Society at the World Economic Forum. Through the System Initiative on Economic Progress and the System Initiative on Education, Gender and Work, her teams work with leaders from business, government, civil society and academia to understand and shape the new economy, advance competitiveness, drive social mobility and inclusion, close skills gaps, prepare for the future of work and foster gender equality and diversity. Saadia founded and co-authors the Forum's *Future of Jobs Report*, *Global Gender Gap Report*, and *Global Human Capital Report*. Her book, *Fifty Million Rising*, charts the rise of working women in the Muslim world and is longlisted for the FT/McKinsey Business Book of the Year 2018. She has been selected as one of the BBC's 100 Women and won the inaugural FT/McKinsey Bracken Bower Prize for prospective authors under 35. She holds a BA in Economics from Smith College, an MPhil in International Economics from the Graduate Institute of Geneva and an MPA from the Harvard Kennedy School. Her interests include the future of work, the impact of technology on employment, education and skills gaps, income inequality and using big data for public good.

System Initiative Partners

The World Economic Forum would like to thank the Partners of the System Initiative on Shaping the Future of Education, Gender and Work for their guidance and support to the System Initiative and this report.

- A.T. Kearney
- AARP
- Accenture
- Adecco Group
- African Rainbow Minerals
- Alghanim Industries
- AlixPartners
- AT&T
- Bahrain Economic Development Board
- Bank of America
- Barclays
- Bill and Melinda Gates Foundation
- Bloomberg
- Booking.com
- Boston Consulting Group
- Centene Corporation
- Centrica
- Chobani
- Dentsu Aegis Network
- Dogan Broadcasting
- EY
- GEMS Education
- Genpact International
- Google
- GSK
- Guardian Life Insurance Company
- HCL Technologies
- Heidrick & Struggles
- Hewlett Packard Enterprise
- Home Instead
- HP Inc.
- HSBC
- Hubert Burda Media
- IKEA Group
- Infosys
- JD.com
- JLL
- Lego Foundation
- LinkedIn
- LRN Corporation
- ManpowerGroup
- Mercer (MMC)
- Microsoft Corporation
- Nestlé
- Nokia Corporation
- NYSE
- Omnicom Group
- Ooredoo
- PayPal
- Pearson
- PhosAgro
- Prince Mohammed bin Salman bin Abdulaziz (MiSK) Foundation
- Procter and Gamble
- Publicis Group
- PwC
- QI Group
- Recruit Holdings
- Salesforce
- SAP
- Saudi Aramco
- SeverGroup
- Tata Consultancy Services
- The Rockefeller Foundation
- Turkcell
- UBS
- Unilever
- VMware
- Willis Towers Watson
- Workday
- WPP

In addition to our Partners, the leadership of the System Initiative on Shaping the Future of Education, Gender and Work includes leading representatives of the following organizations: Council of Women World Leaders; Department for Planning, Monitoring and Evaluation of the Presidency of South Africa; Endeavor; Haas School of Business, University of California, Berkeley; International Finance Corporation (IFC); International Labour Organization (ILO); International Trade Union Confederation (ITUC); JA Worldwide; London Business School; Ministry of Education of the Government of Singapore; Ministry of Employment of the Government of Denmark; Ministry of Employment, Workforce Development and Labour of the Government of Canada; MIT Initiative on the Digital Economy; Office of the Chief of the Cabinet of Ministers of Argentina; Office of the Deputy Prime Minister of the Russian Federation; The Wharton School, University of Pennsylvania; and United Way Worldwide.

To learn more about the System Initiative, please refer to the System Initiative website: <https://www.weforum.org/system-initiatives/shaping-the-future-of-education-gender-and-work>.

Survey Partners

The *Future of Jobs Report 2018* is the result of extensive collaboration between the World Economic Forum and its constituents, amplified by key regional survey partners. We would like to recognize the following organizations for their contribution to the World Economic Forum's Future of Jobs Survey and this report.

INDIA

Confederation of Indian Industry (CII)
Observer Research Foundation (ORF)

SOUTH AFRICA

Business Leadership South Africa

REPUBLIC OF KOREA

Korean Development Institute (KDI)

SWITZERLAND

EconomieSuisse

LATIN AMERICA

Inter-American Development Bank (IDB)

UNITED KINGDOM

Confederation of British Industry (CBI)

RUSSIAN FEDERATION

Eurasia Competitiveness Institute (ECI)

VIETNAM

Ministry of Labour, Invalids and Social Affairs

Acknowledgements

PROJECT TEAM

Till Alexander Leopold

Project Lead, Centre for the New Economy and Society

Vesselina Stefanova Ratcheva

Data Lead, Centre for the New Economy and Society

Saadia Zahidi

Head, Centre for the New Economy and Society;
Member of the Managing Board

A special thank you to colleagues who made distinctive contributions to the development of this report: Genesis Elhussein, Project Specialist and Ilaria Marchese, Data Specialist. Additional thanks to our colleagues in the Education, Gender and Work System Initiative, including Piyamit Bing Chomprasob, Rigas Hadzilacos, Elselot Hasselaar, Valerie Peyre, Pearl Samandari and Lyuba Spagnoletto.

This report would not have been possible without the support of our colleagues across the Forum's Business Engagement Team, Centre for Global Industries and Centre for Regional and Geopolitical Affairs. In particular, we would like to express our deep appreciation to Nour Chabaane, Emma Skov Christiansen, David Connolly, Renee van Heusden, Nikolai Khlystov, Julien Lederman, Wolfgang Lehmacher, Tiffany Misrahi, Andrew Moose and Julia Suit in the Forum's Centre for Global Industries. In the Centre for Regional and Geopolitical Affairs, expansion of the report's geographical coverage was made possible by the support of Elsie Kanza, Bertrand Assamoi, Nontle Kabanyane and Dieynaba Tandian for the Africa region; Justin Wood, Oliver Hess and Thuy Nguyen for the ASEAN region; Liam Foran for Australia; Martina Larkin, Anastasia Kalinina, Anna Knyazeva, Verena Kuhn, Rosanna Mastrogiacomio and Mark O'Mahoney for the wider Europe region, Denise Burnet and Fabienne Chanavat for France and Michèle Mischler for Switzerland; Sriram Gutta and Suchi Kedia for India; Joo-Ok Lee for the Republic of Korea; Marisol Argueta, Diego Bustamante and Ana del Barrio for the Latin America region; and Malik Faraoun and Teresa Belardo for the MENA region. Finally, a special thank you to Oliver Cann and the World Economic Forum's Media and Publications team for their invaluable collaboration on the production of this report.

We gratefully acknowledge the excellent collaboration with LinkedIn's Economic Graph team under the leadership of Sue Duke, with contributions from Nick Eng and Kristin Keveloh.

A special thank you to Michael Fisher for his excellent copyediting work and Neil Weinberg for his superb graphic design and layout. We greatly appreciate the work of design firm Graphéine, which created the cover.



COMMITTED TO
IMPROVING THE STATE
OF THE WORLD

The World Economic Forum is the International Organization for Public-Private Cooperation and engages the foremost political, business and other leaders of society to shape global, regional and industry agendas.

World Economic Forum
91-93 route de la Capite
CH-1223 Cologny/Geneva
Switzerland

Tel +41 (0) 22 869 1212
Fax +41 (0) 22 786 2744

contact@weforum.org
www.weforum.org